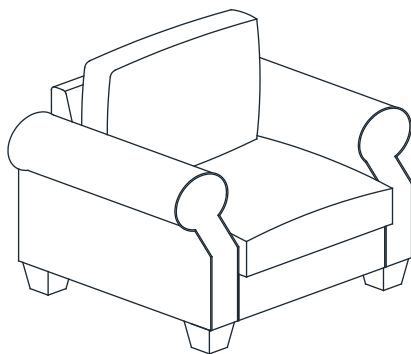


## CODING

- 231356
- 231357
- 231361



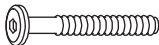


ISO 9001:2015  
Reg. No. 000435-1-MY-1-QMS


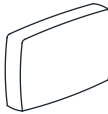
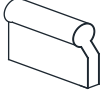
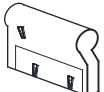


**nuhoom.com**

Read the instructions carefully. Remove all the wrappings , staples and straps from the carton. Refer to the hardware and furniture part list for guidance. Make sure that you have all the parts before you start assembling. Place all the wooden furniture parts on a clean, flat and soft surface, such as a carpet or rubbermat to prevent scratches.

## CAUTION

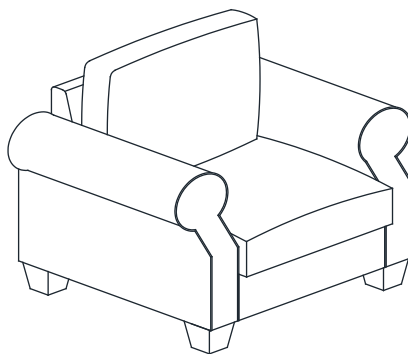
KEEP ALL THE PARTS OUT OF CHILDREN'S REACH.

ITEM	PHOTO	HARDWARE NAME	QTY
A		JCBC SCREW M6 X 70mm	4
B		WOOD DOWEL M8 X 30mm	4
C		M4 ALLEN KEY (100)	1

ITEM	PHOTO	PARTS NAME	QTY
①		BACK PANEL	1
②		BACK CUSHION	1
③		SIDE PANEL(L)	1
④		SIDE PANEL(R)	1
⑤		CUSHION SEAT	1
⑥		LEG	4

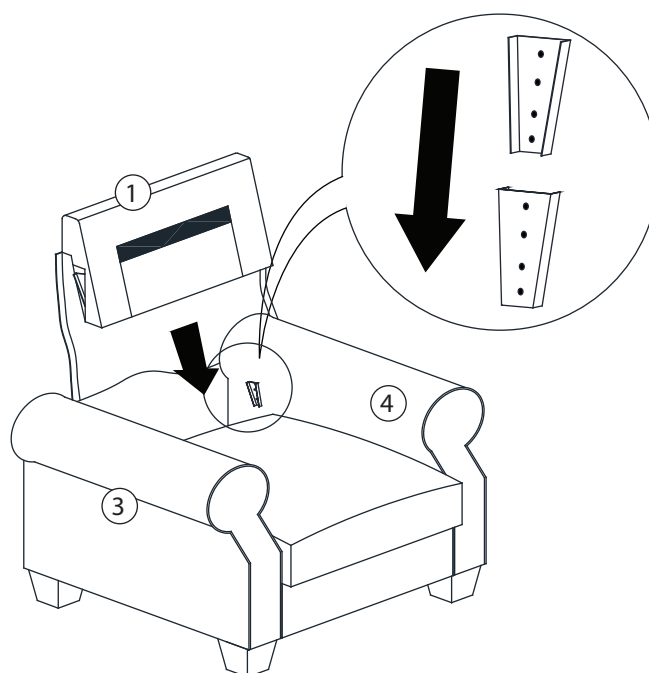
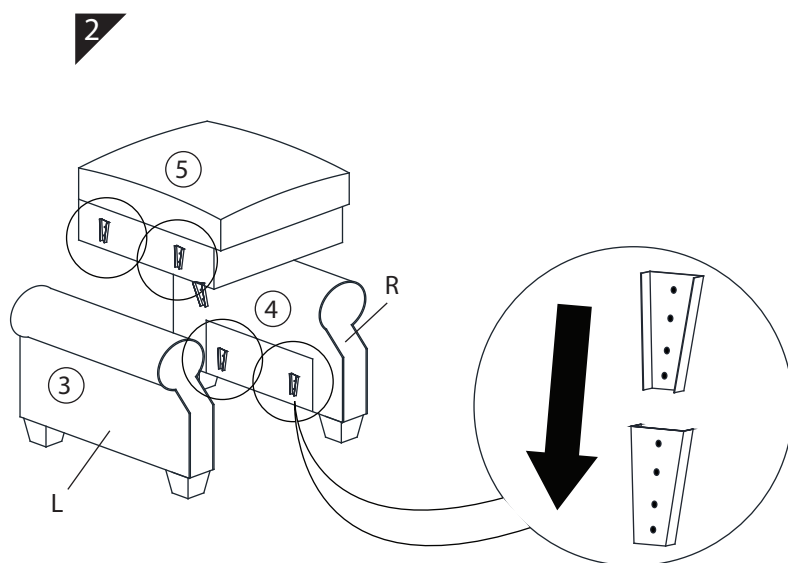
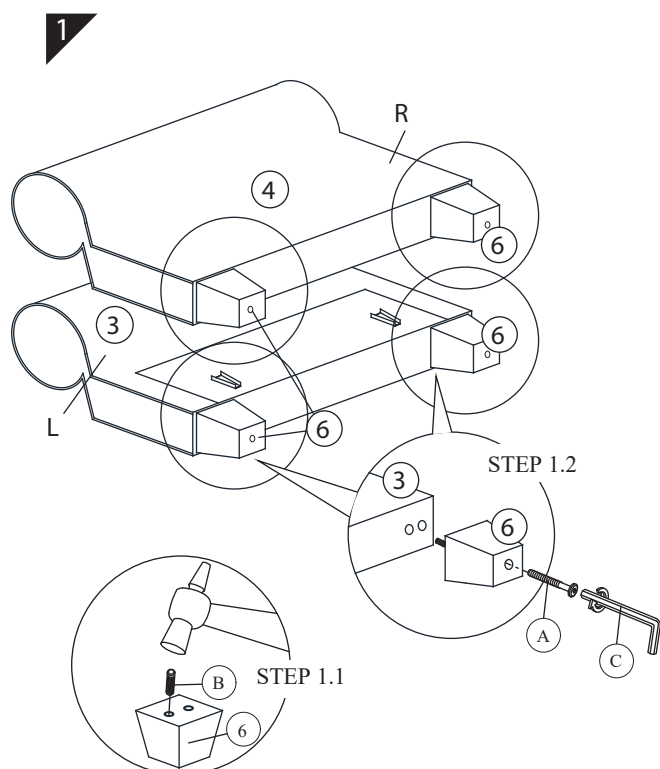
## CODING

- 231356
- 231357
- 231361



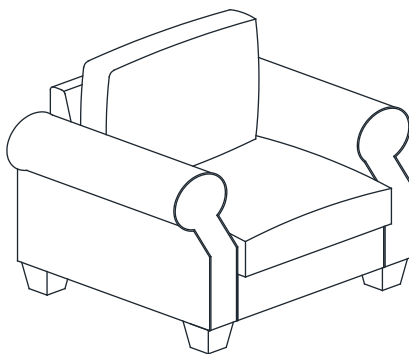
ISO 9001:2015  
Reg. No. 000435-1-MY-1-QMS

nuhoom.com



## CODING

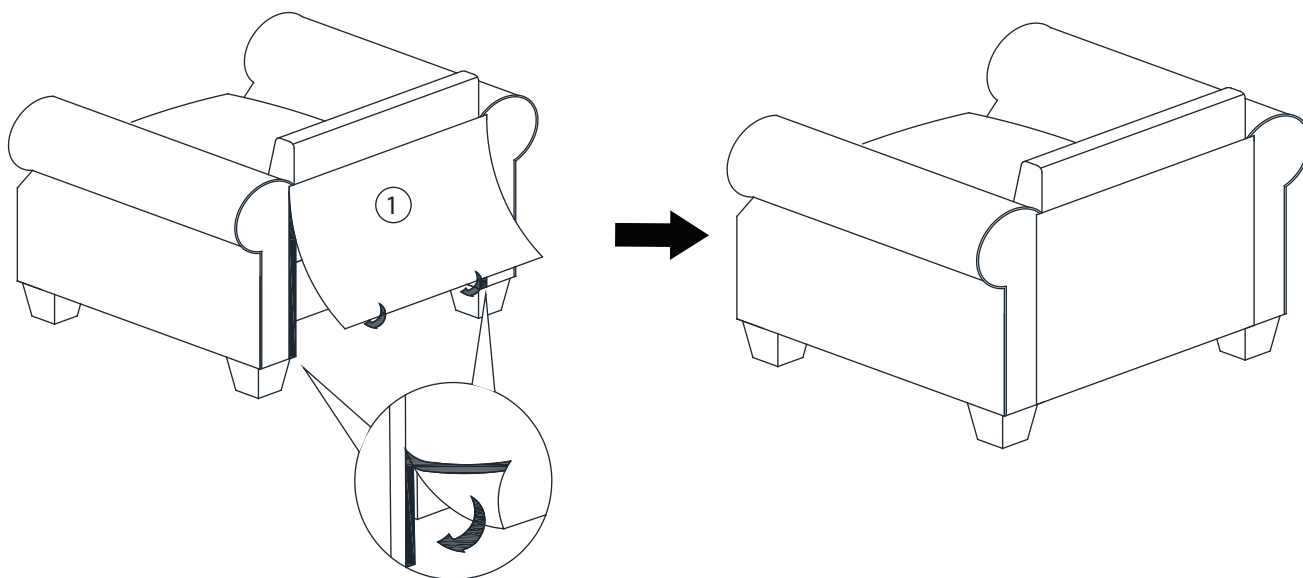
- 231356
- 231357
- 231361



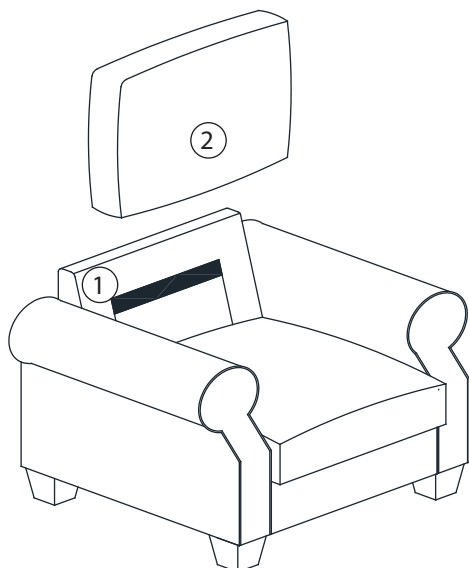
ISO 9001:2015  
Reg. No. 000435-1-MY-1-QMS

nuhoom.com

4



5



6

