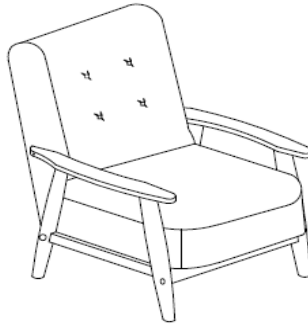


CODING

-231304
-231305
-231334
-231335



ISO 9001:2015
Reg. No. 000435-I-MY-I-QMS

LUOMA.COM

Read the instruction carefully. Remove all the wrapping material, staples and straps from the carton. Refer to the hardware and furniture part list for guidance. Make sure that you have all the parts before you start assembling. Place all the wooden furniture part on a clean, flat and soft surface, such as a carpet or rubbermat to prevent from scratches.

CAUTION

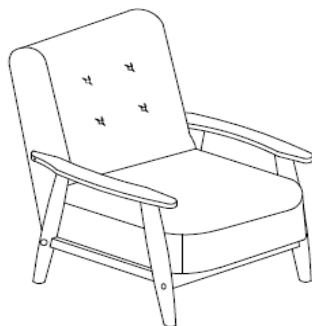
KEEP ALL THE PARTS OUT OF REACH OF CHILDREN .

ITEM	PHOTO	HARDWARE NAME	QTY
1		JCBC SCREW M8 x 60MM	2
2		FLAT WASHER M8	6
3		ALLEN KEY M5	1
4		BARREL NUT M8	2
5		WOOD DOWEL M10 x 40MM	4
6		WOOD BUTTON 18.5MM	6
7		JCBC SCREW M8 x 80MM	4
8		C/B SCREW M4 x 45MM	3
9		L-BRACKET	2
10		C/B SCREW M4 x 20MM	4
11		PASTE PAD 20MM	4
12		SPRING WASHER M8	6

ITEM	PHOTO	PARTS NAME	QTY
A		BACK CUSHION	1
B		SEAT CUSHION	1
C		RAIL	1
D		ARM	2

LOADING

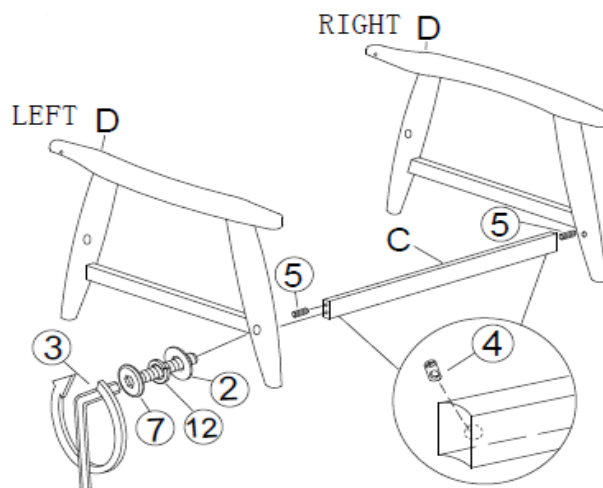
- 231304
- 231305
- 231334
- 231335



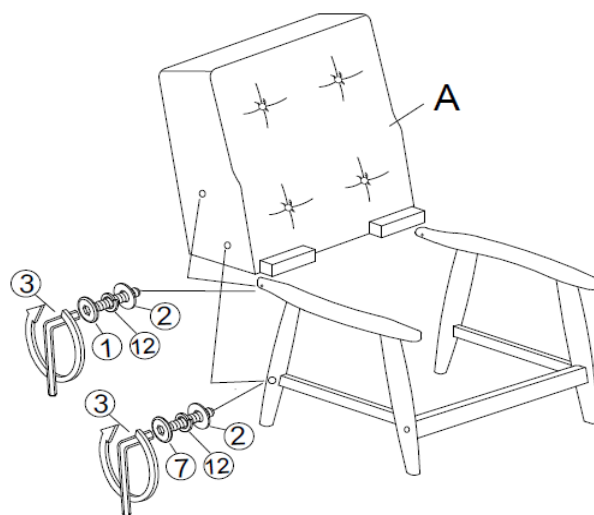
ISO 9001:2015
Reg. No. 000435-1-MY-1-QMS

LUOMO.COM

1



2



3

