


## CODING

- 231324
- 231401



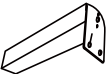
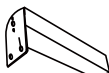


ISO 9001:2015  
Reg. No. 000435-1-MY-1-QMS

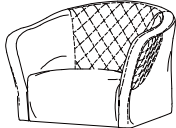
nesthouz.com

Read the instruction carefully. Remove all the wrapping , staples and straps from the carton. Refer to the hardware and furniture part list for guidance. Make sure that you have all the parts before you start assembling. Place all the wooden furniture part on a clean flat and soft surface, such as carpet or rubbermat to prevent from scratches.

## CAUTION


KEEP ALL THE PARTS OUT OF REACH OF CHILDREN .

ITEM	PHOTO	HAREWARE NAME	QTY
(A)		WOODEN LEGS	2
(B)		WOODEN LEGS	2
(C)		JCBC M8 x 60 MM	8
(D)		ALLEN KEY M5 x 65 MM	1

ITEM	PHOTO	PARTS NAME	QTY
(1)		SEATER	1

## CODING

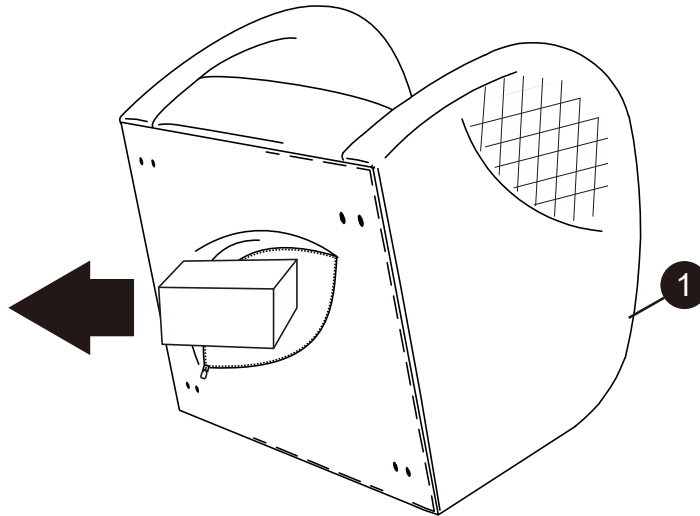
- 231324
- 231401



ISO 9001:2015  
Reg. No. 000435-1-MY-1-QMS

nesthouz.com

1



2

