


CODING  
- 231317


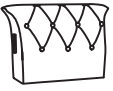




ISO 9001:2015  
Reg. No. 000435-1-MY-1-QMS


nesthouz.com

Read the instruction carefully. Remove all the wrapping material, staples and straps from the carton. Refer to the hardware and furniture part list for guidance. Be sure that you have all the parts before you start assembling. Place all the wooden furniture part on a clean and flat soft surface, such as carpet or rubbermat to prevent from scratches.

CAUTION  
KEEP ALL THE PARTS OUT OF REACH OF CHILDREN.

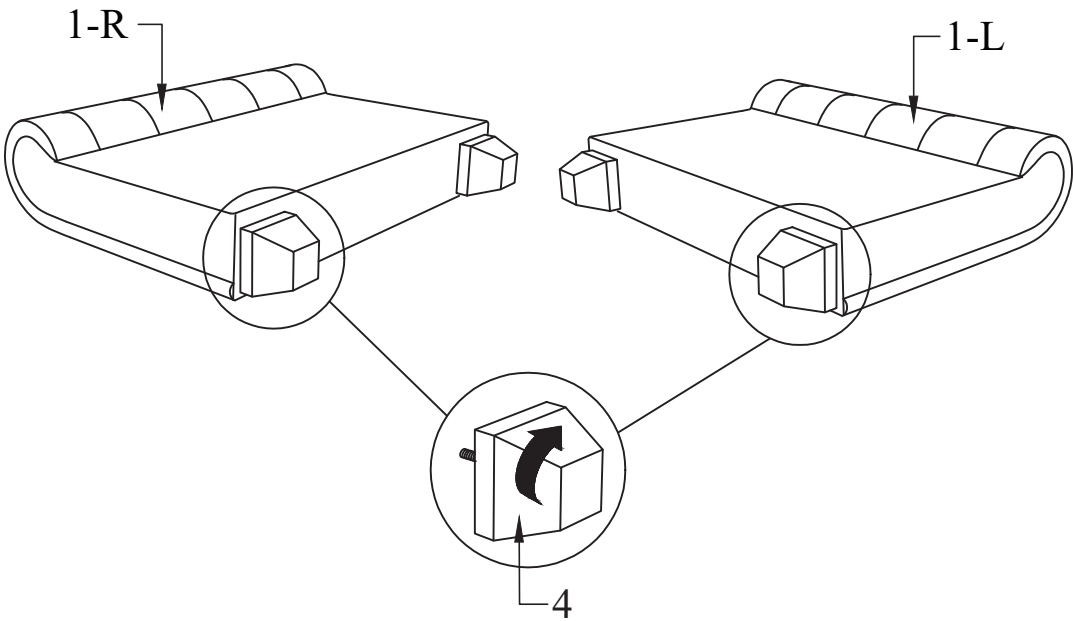
ITEM	PHOTO	PARTS NAME	QTY
①		ARM (L & R)	2
②		BACK	1
③		SEAT	1
④		FOOT	4

CODING  
- 231317

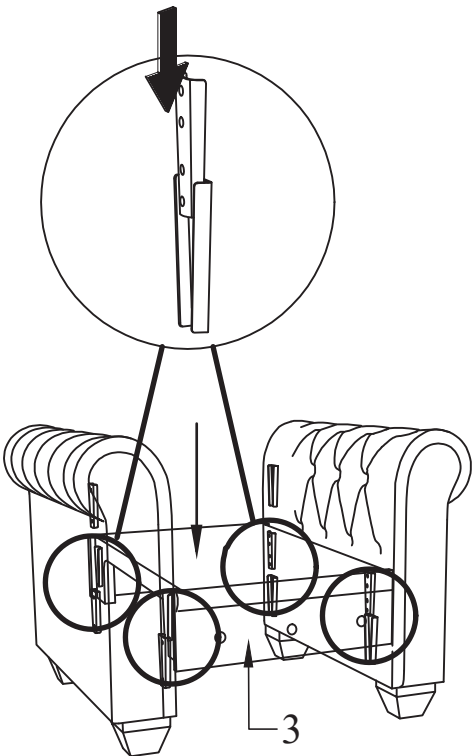


ISO 9001:2015  
Reg. No. 000435-1-MY-1-QMS

1



2



3

