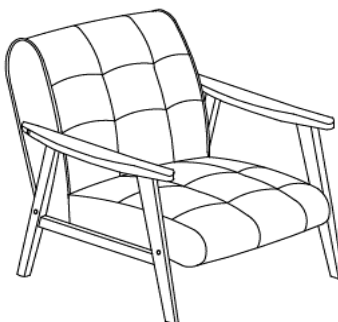


LOADING

- 231065 - 231236
- 231023 - 231378
- 231250
- 231272
- 231273
- 231274
- 231249



ISO 9001:2015
Reg. No. 000435-1-MY-1-QMS

nuhoom.com

Read the instruction carefully. Remove all the wrapping material, staples and straps from the carton. Refer to the hardware and furniture part list for guidance. Make sure that you have all the parts before you start assembling. Place all the wooden furniture part on a clean, flat and soft surface, such as a carpet or rubbermat to prevent from scratches.

CAUTION

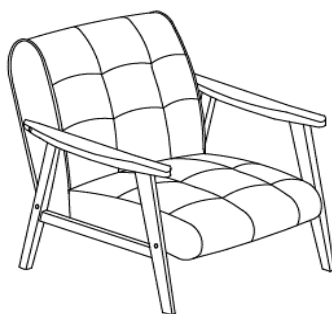
KEEP ALL THE PARTS OUT OF REACH OF CHILDREN .

ITEM	PHOTO	HARDWARE NAME	QTY
1		JCBC SCREW M8 x 60MM	6
2		FLAT WASHER M8	6
3		ALLEN KEY M5	1
4		BARREL NUT M8	2
5		WOOD DOWEL M10 x 40MM	2
6		PLASTIC CAP	6
7		CHIPBOARD SCREW M4 x 50MM	3

ITEM	PHOTO	PARTS NAME	QTY
A		BACK CUSHION	1
B		SEAT CUSHION	1
C		RAIL	1
D		ARM	2

LOADING

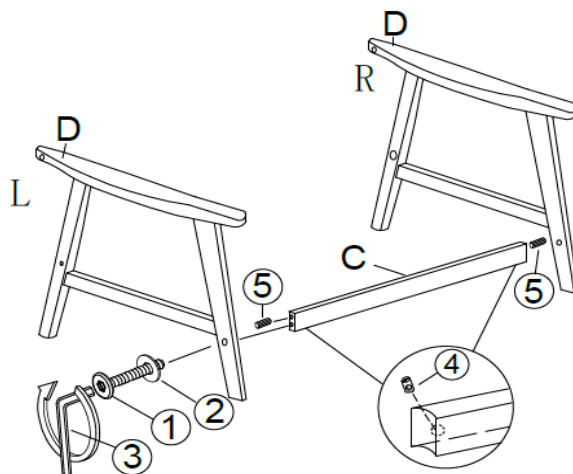
- 231065 - 231236
- 231023 - 231378
- 231250
- 231272
- 231273
- 231274
- 231249



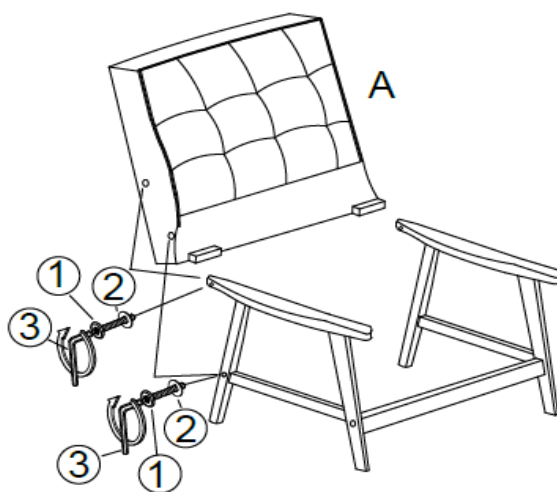
ISO 9001:2015
Reg. No. 000435-I-MY-I-QMS

nuhoom.com

1



2



3

