

CODING

- 231266
- 231267








ISO 9001:2015
Reg. No. 000435-1-MY-1-QMS



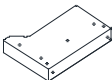
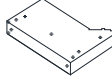
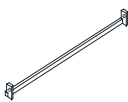
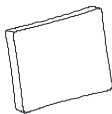
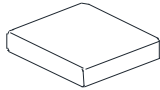
nesthouz.com

Read the instructions carefully. Remove all the wrappings, staples and straps from the carton. Refer to the hardware and furniture part list for guidance. Make sure that you have all the parts before you start assembling. Place all the wooden furniture parts on a clean, flat and soft surface, such as a carpet or rubbermat to prevent scratches.

CAUTION

KEEP ALL THE PARTS OUT OF CHILDREN'S REACH.

ITEM	PHOTO	HAREWARE NAME	QTY
(A)		Leg	4
(B)		M8 x 50mm JCBC Bolt	18
(C)		Spring washer	18
(D)		Flat washer	14
(E)		M 5 Allen key	1

ITEM	PHOTO	PARTS NAME	QTY
(1)		Back rest	1
(2)		Seat frame	1
(3)		Arm - R	1
(4)		Arm - L	1
(5)		Back rail support	1
(6)		Back cushion	1
(7)		Seat cushion	1

CODING

- 231266
- 231267



ISO 9001:2015
Reg. No. 000435-1-MY-1-QMS

nesthouz.com

