

CODING

- 231260
- 231261






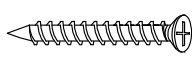
ISO 9001:2015
Reg. No. 000435-1-MY-1-QMS









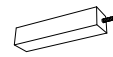
nesthouz.com

Read the instructions carefully. Remove all the wrappings, staples and straps from the carton. Refer to the hardware and furniture part list for guidance. Make sure that you have all the parts before you start assembling. Place all the wooden furniture parts on a clean, flat and soft surface, such as a carpet or rubbermat to prevent scratches.

CAUTION

KEEP ALL THE PARTS OUT OF CHILDREN'S REACH.

ITEM	PHOTO	HAREWARE NAME	QTY
(A)		Hex Wrench	1 pc
(B)		Bolt	4 pcs
(C)		Plastic Washer	1 pc
(D)		CSK Screw	2 pcs

ITEM	PHOTO	PARTS NAME	QTY
(1)		Left Arm	1 pc
(2)		Right Arm	1 pc
(3)		Back Panel	1 pc
(4)		Front Panel	1 pc
(5)		Seater Base	1 pc
(6)		Back Cushion	1 pc
(7)		Seater Cushion	1 pc
(8)		Wooden Leg	4 pcs
(9)		Wooden Support Leg	1 pc

CODING

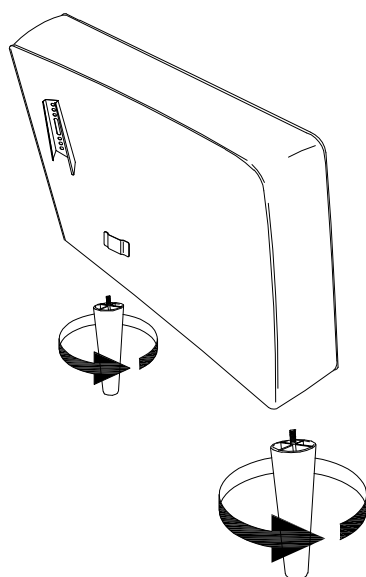
- 231260
- 231261



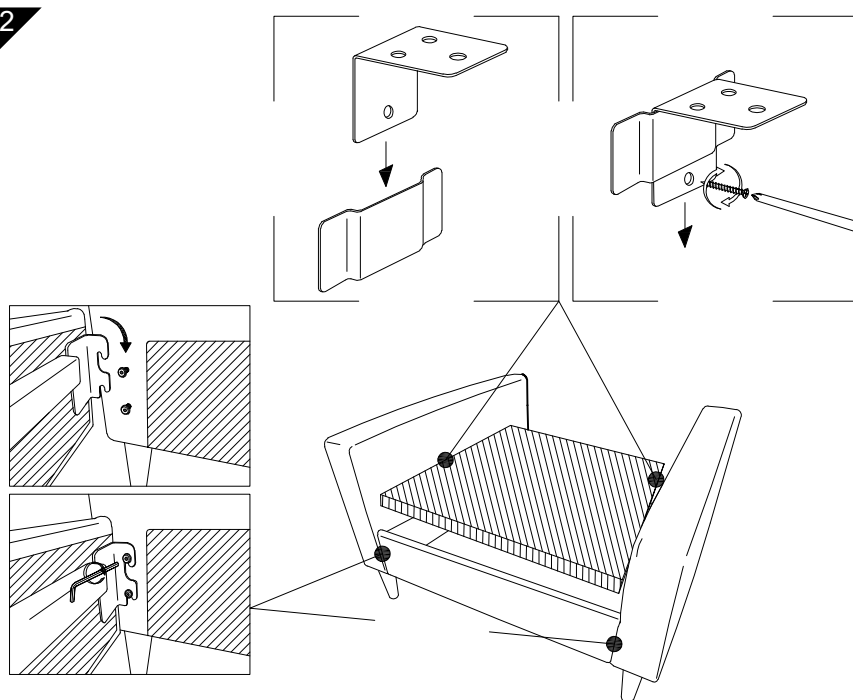
ISO 9001:2015
Reg. No. 000435-1-MY-1-QMS

nesthouz.com

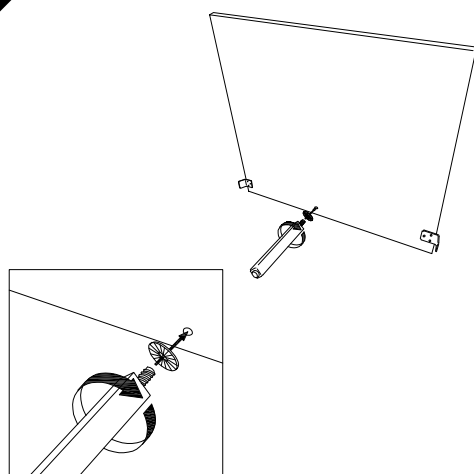
1



2



3



4

