

CODING

-231199

-231200









ISO 9001:2015
Reg.No. 000435-1-MY-1-QMS





LUOMA.COM

Read the instruction carefully. Remove all the wrapping material, staples and straps from the carton. Refer to the hardware and furniture part list for guidance. Be sure that you have all the parts before you start assembling. Place all the wooden furniture part on a clean and flat soft surface, such as carpet or rubbermat to prevent from scratches.

CAUTION

KEEP ALL THE PARTS OUT OF REACH OF CHILDREN.

ITEM	PHOTO	HARDWARE NAME	QTY
(A)		Bolt M6x20	8
(B)		Bolt M6x30	4
(C)		Washer Ø6/Ø13	8
(D)		Washer Ø6/Ø16	4
(E)		Felt pad	4
(F)		Allen key	1

ITEM	PHOTO	PARTS NAME	QTY
(1)		Seat	1
(2)		370mm front Chair legs	2
(3)		320mm back Chair legs	2
(4)		Seat support	1

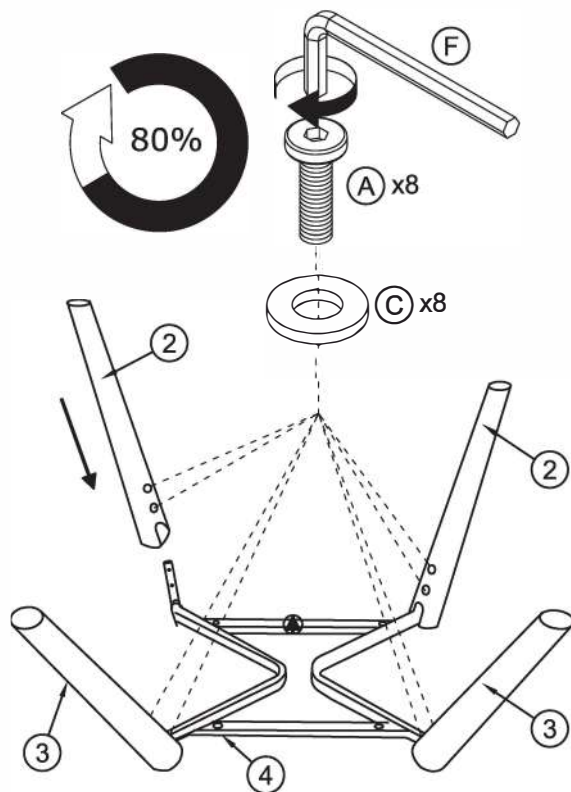
CODING
-231199
-231200



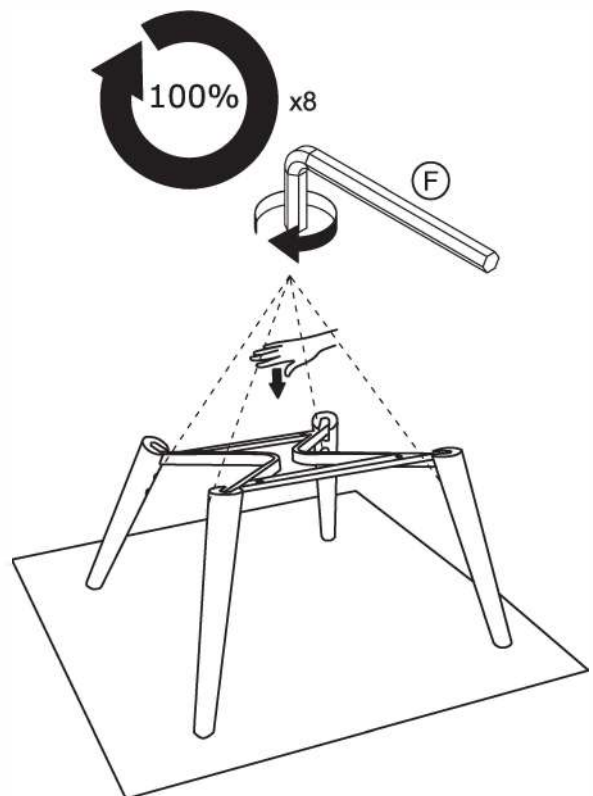
ISO 9001:2015
Reg.No. 000435-1-MY-1-QMS

LUOMA.COM

1



2



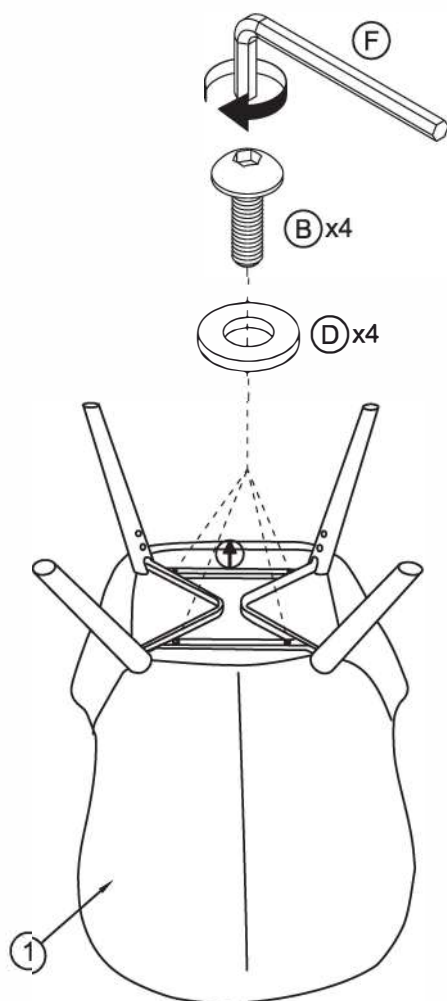
CODING
-231199
-231200



ISO 9001:2015
Reg.No. 000435-1-MY-1-QMS

LUOMA.COM

3



4

