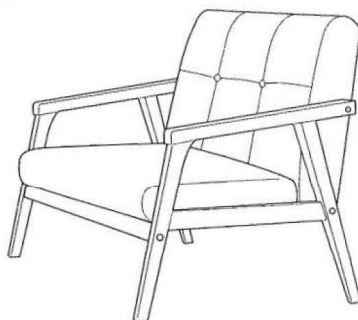


CODING

-230015 -230033
-230018 -230040
-230032







ISO 9001:2015
Reg. No. 000435-1-MEX-1-QMS

nuhoom.com

Read the instructions carefully. Remove all the wrappings , staples and straps from the carton. Refer to the hardware and furniture part list for guidance. Make sure that you have all the parts before you start assembling. Place all the wooden furniture parts on a clean, flat and soft surface, such as a carpet or rubbermat to prevent scratches.

CAUTION

KEEP ALL THE PARTS OUT OF CHILDREN'S REACH.

ITEM	PHOTO	PART LIST	QTY
A		CHAIR BACK	1 PC
B		SIDE PANEL	2 PCS
C		FRONT SUPPORT	1 PC
D		CUSHION SEAT	1 PC

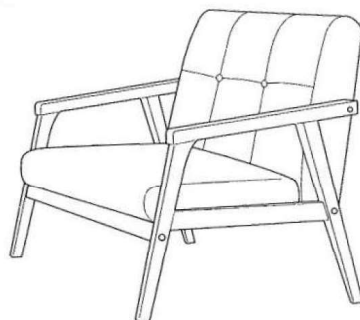
NO	PHOTO	HARDWARE LIST	QTY
1		JCBC SCREW M6 X 55MM	6 PCS
2		WOOD DOWEL M8 X 30MM	4 PCS
3		CSK SCREW M4 X 35MM	9 PCS
4		BARREL NUT	2 PCS
5		WOOD BUTTON	6 PCS
6		ALLEN KEY M4	1 PC

CODING

-230015 -230033

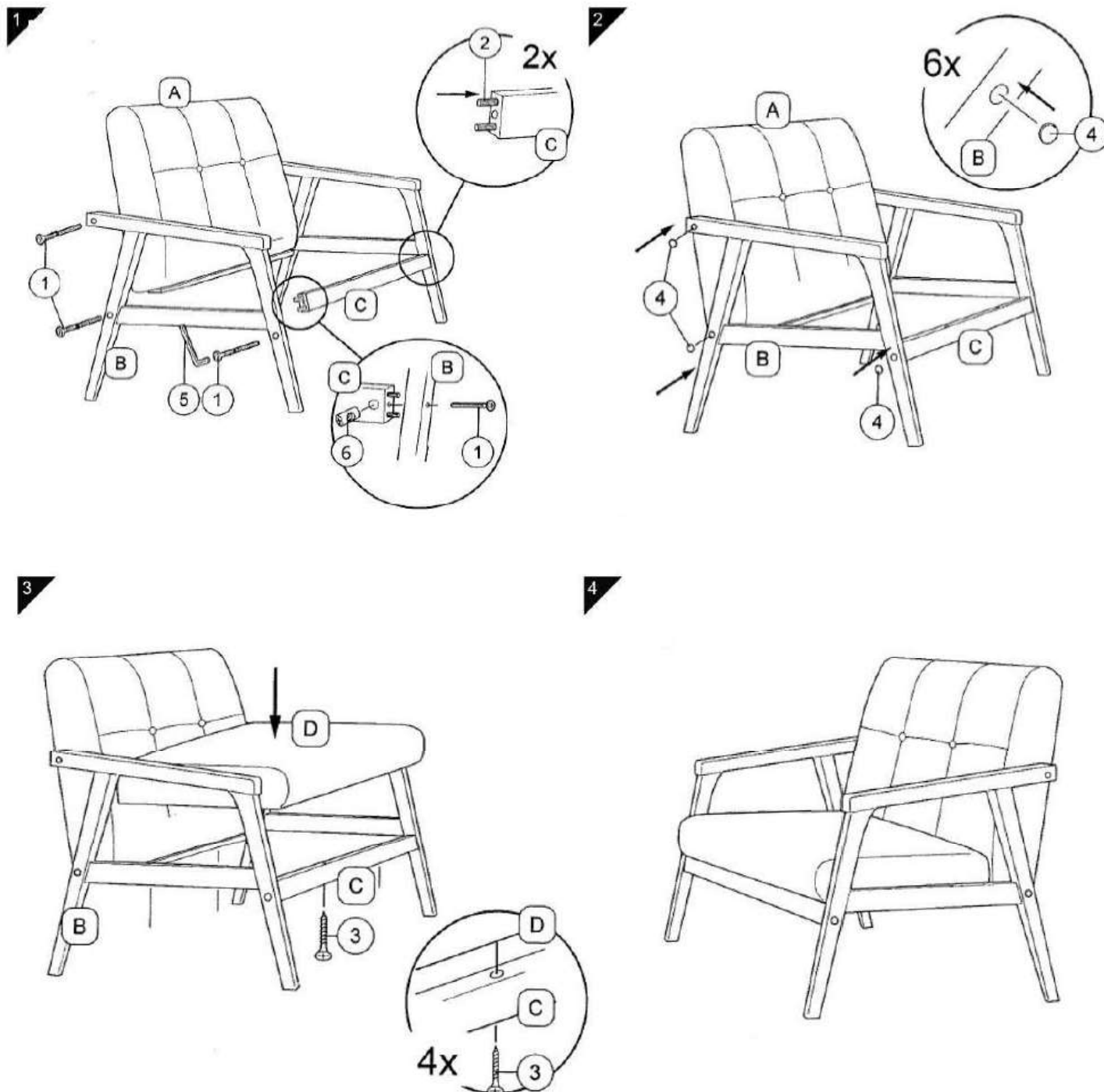
-230018 -230040

-230032



ISO 9001:2015
Reg. No. 000435-1-MEY-1-QM&S

nuhoom.com



CODING

-230015 -230033

-230018 -230040

-230032





ISO 9001:2015
Reg. No. 000435-1-MEX-1-QMS

nuhoom.com

Read the instructions carefully. Remove all the wrappings , staples and straps from the carton. Refer to the hardware and furniture part list for guidance. Make sure that you have all the parts before you start assembling. Place all the wooden furniture parts on a clean, flat and soft surface, such as a carpet or rubbermat to prevent scratches.

CAUTION

KEEP ALL THE PARTS OUT OF CHILDREN'S REACH.

ITEM	PHOTO	PART LIST	QTY
A		TABLE TOP	1 PC
B		TABLE LEG	4 PCS

NO	PHOTO	HARDWARE LIST	QTY
1		JCBC SCREW	8 PCS
2		SPRING WASHER	8 PCS
3		FLAT WASHER	8 PCS
4		ALLEN KEY	1 PC

CODING

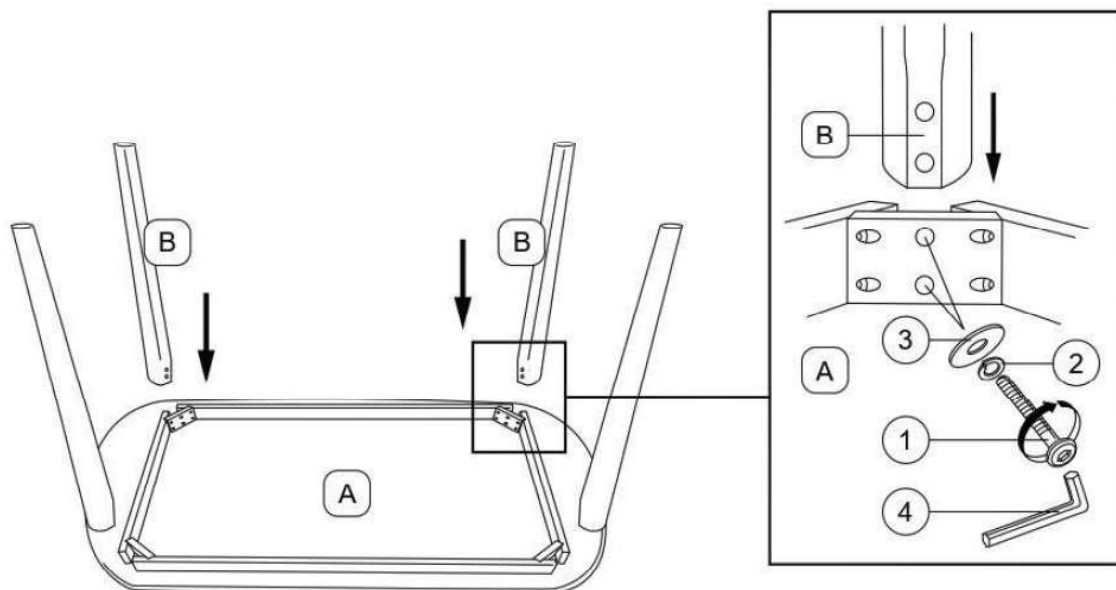
-230015 -230033
 -230018 -230040
 -230032



ISO 9001:2015
 Reg. No. 000435-1-MEY-1-QM&S

nuhoom.com

1



2

