

## CODING

-230021


ISO 9001:2015  
Reg. No. 000435-1-MEX-1-QMS

nuhoom.com

Read the instructions carefully. Remove all the wrappings , staples and straps from the carton. Refer to the hardware and furniture part list for guidance. Make sure that you have all the parts before you start assembling. Place all the wooden furniture parts on a clean, flat and soft surface, such as a carpet or rubbermat to prevent scratches.

### CAUTION

KEEP ALL THE PARTS OUT OF CHILDREN'S REACH.

ITEM	PHOTO	HAREWARE NAME	QTY
①		JCBC SCREW M6 x 100MM	12
②		JCBC SCREW M6 x 60MM	6
③		BARREL NUT M6	18
④		WOOD DOWEL M10 X 30MM	18
⑤		CSK SCREW M4 x 32MM	24
⑥		M4 ALLEN KEY	1

ITEM	PARTS NAME	QTY
Ⓐ	BACK REST	3
Ⓑ	SIDE FRAME	6
Ⓒ	FRONT RAIL	3
Ⓓ	SEAT FRAME	6

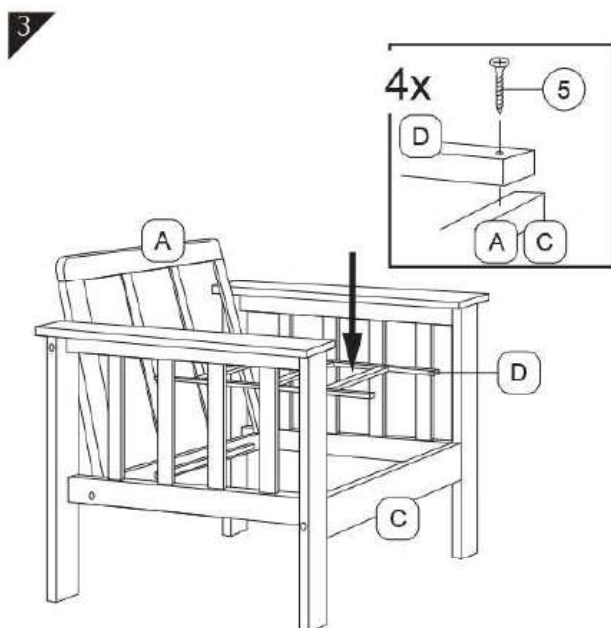
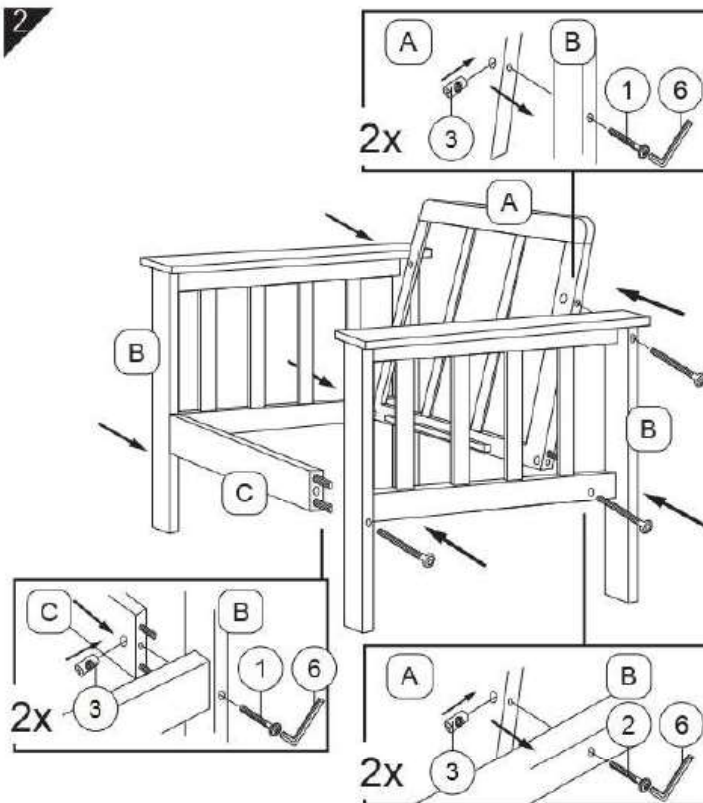
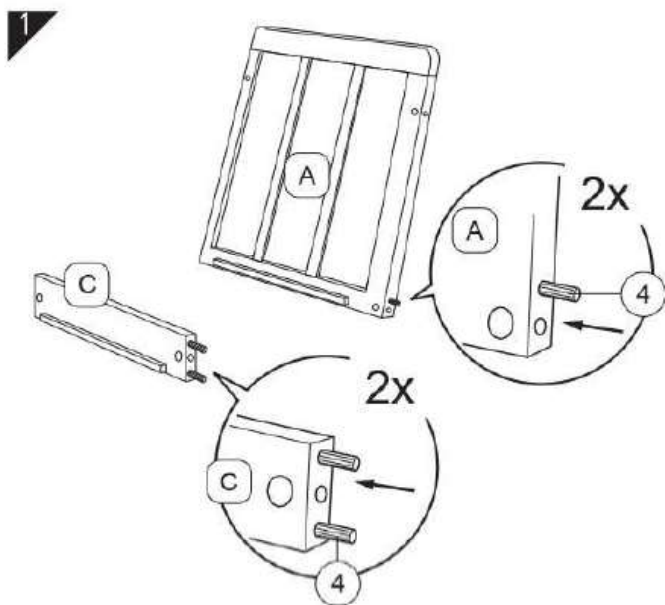
CODING

-230021



ISO 9001:2015  
Reg. No. 000435-1-MET-1-QM&S

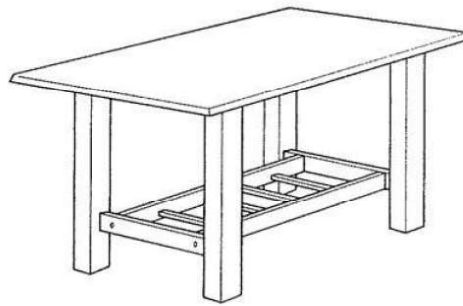
nuhoom.com



COMPLETE ASSEMBLY

## CODING

-230021



ISO 9001:2015  
Reg. No. 000435-I-MEX-1-QM&S

nuhoom.com

Read the instructions carefully. Remove all the wrappings , staples and straps from the carton. Refer to the hardware and furniture part list for guidance. Make sure that you have all the parts before you start assembling. Place all the wooden furniture parts on a clean, flat and soft surface, such as a carpet or rubbermat to prevent scratches.

### CAUTION

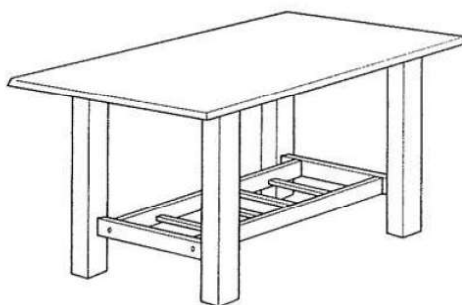
KEEP ALL THE PARTS OUT OF CHILDREN'S REACH.

ITEM	PHOTO	HAREWARE NAME	QTY
①		JCBC SCREW M6 x 60MM	8
②		BARREL NUT M6	8
③		CSK SCREW M4 x 32MM	8
④		M4 ALLEN KEY	1

ITEM	PARTS NAME	QTY
Ⓐ	TABLE TOP	2
Ⓑ	TABLE SIDE	4
Ⓒ	TABLE BOTTOM	2

CODING

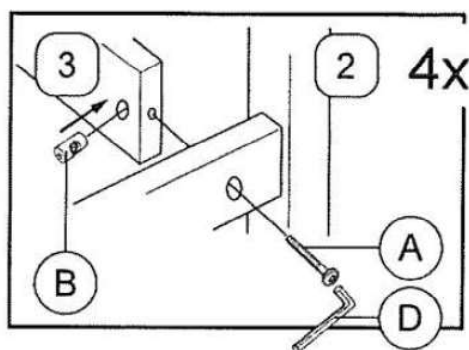
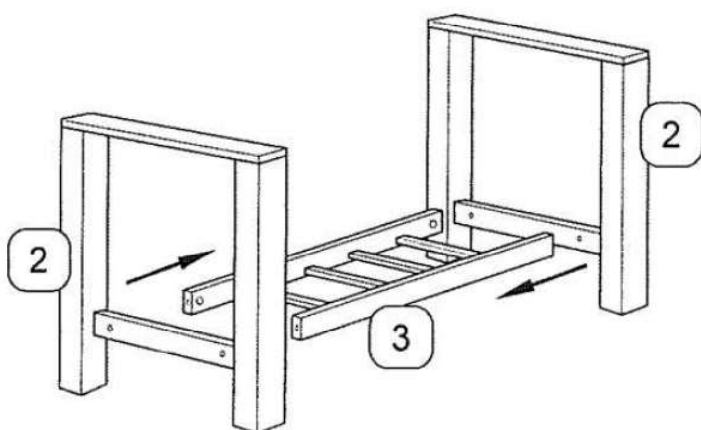
-230021



ISO 9001:2015  
Reg. No. 000435-1-MEX-1-QM&S

nuhoom.com

1



2

