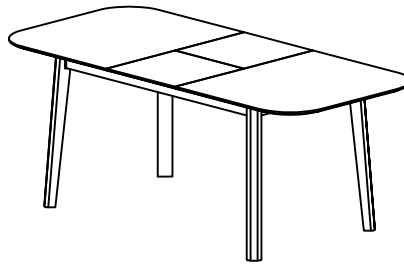


## CODING

-146153  
-146160  
-146158



**ISO 9001:2015**





Reg.No. 00435-1-MY-1-QMS

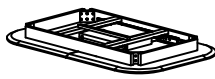
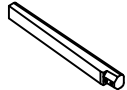
**nesthouz.com**

Read the instructions carefully. Remove all the wrappings , staples and straps from the carton. Refer to the hardware and furniture part list for guidance. Make sure that you have all the parts before you start assembling. Place all the wooden furniture parts on a clean, flat and soft surface, such as a carpet or rubbermat to prevent scratches.

## CAUTION

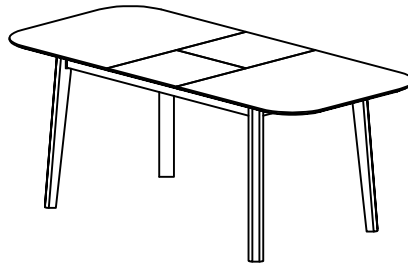
KEEP ALL THE PARTS OUT OF CHILDREN'S REACH.

| ITEM | PHOTO   | HARDWARE NAME           | QTY |
|------|---|-------------------------|-----|
| Ⓐ    |  | JCBB SCREW<br>M8 x 70MM | 8   |
| Ⓑ    |  | SPRING WASHER 5/16"     | 8   |
| Ⓒ    |  | FLAT WASHER 5/16"       | 8   |
| Ⓓ    |  | ALLEN KEY M5            | 1   |

| ITEM | PHOTO   | PARTS NAME | QTY |
|------|---|------------|-----|
| ①    |   | TABLE TOP  | 1   |
| ②    |  | TABLE LEG  | 4   |

## CODING

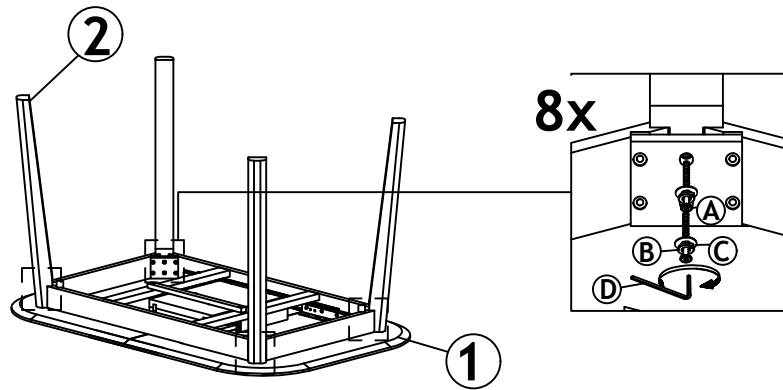
-146153  
-146160  
-146158



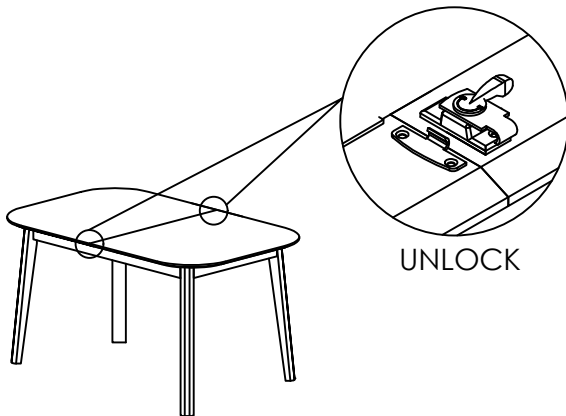
**ISO 9001:2015**  
Reg.No. 00435-1-MY-1-QMS

nesthouz.com

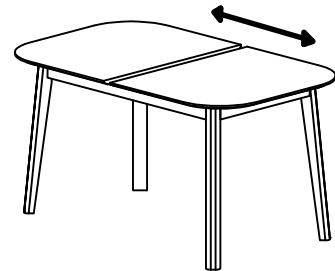
1




2



3



4



5

