

CODING
- 146154









ISO 9001:2015
Reg. No. 000435-1-MY-1-QMS

nesthouz.com

Read the instructions carefully. Remove all the wrappings, staples and straps from the carton. Refer to the hardware and furniture part list for guidance. Make sure that you have all the parts before you start assembling. Place all the wooden furniture parts on a clean, flat and soft surface, such as a carpet or rubbermat to prevent scratches.

CAUTION
KEEP ALL THE PARTS OUT OF CHILDREN'S REACH.

ITEM	PHOTO	HAREWARE NAME	QTY
(A)		ALLEN KEY M5	1
(B)		JCBB M8 X 60MM	8
(C)		SPRING WASHER	8
(D)		FLAT WASHER	8

ITEM	PHOTO	PARTS NAME	QTY
①		Table Top	1
②		Table Leg	4

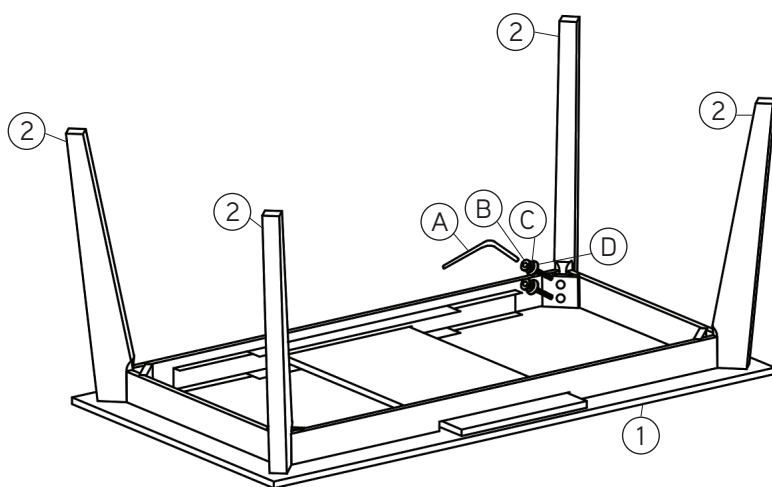
CODING
- 146154



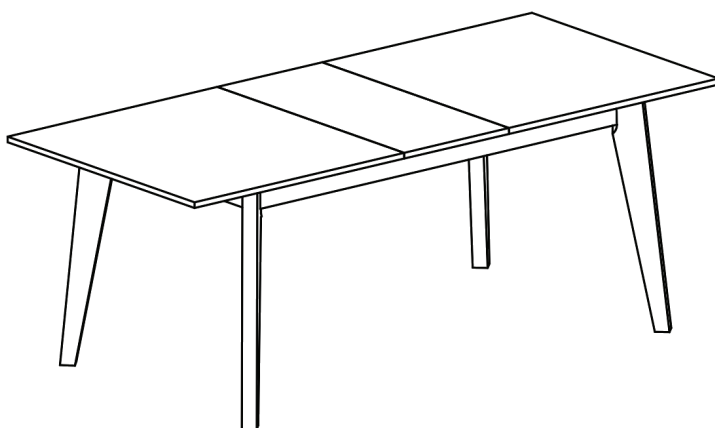
ISO 9001:2015
Reg. No. 000435-1-MY-1-QMS

nesthouz.com

1



2



CODING
- 146154

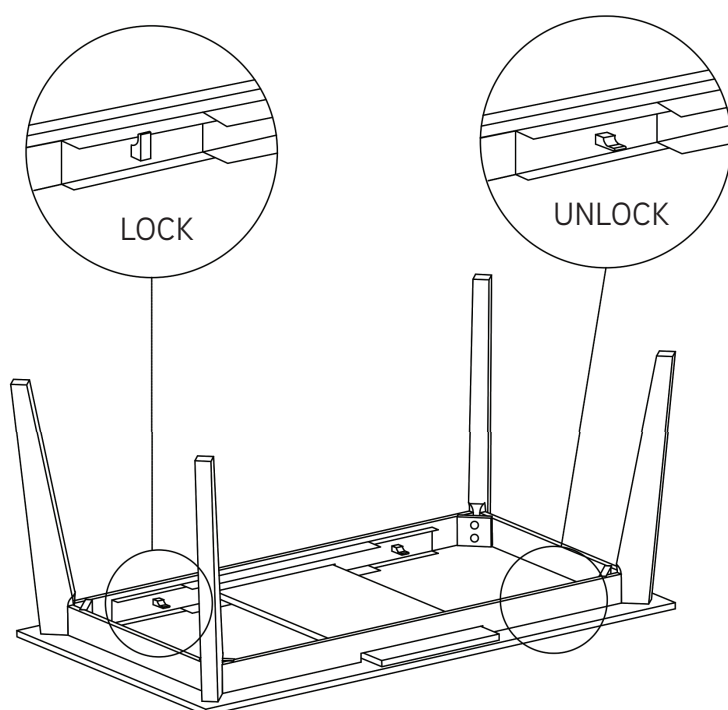


ISO 9001:2015
Reg. No. 000435-1-MY-1-QMS

nesthouz.com


3

Lock or unlock mechanism only when the table is in the upright position.



4

Pull until maximum to extend the table.



CODING
- 146154



ISO 9001:2015
Reg. No. 000435-1-MY-1-QMS

nesthouz.com

- 5** To store the extending leaf, pull out the table tops by half and push it back together simultaneously.

