

CODING
146140



ISO 9001:2015
Reg. No. 000435-1-MY-1-QMS

nesthouz.com

Read the instructions carefully. Remove all the wrappings , staples and straps from the carton. Refer to the hardware and furniture part list for guidance. Make sure that you have all the parts before you start assembling. Place all the wooden furniture parts on a clean, flat and soft surface, such as a carpet or rubbermat to prevent scratches.

CAUTION
KEEP ALL THE PARTS OUT OF CHILDREN'S REACH.

ITEM	PHOTO	HAREWARE NAME	QTY
(A)		FLAT WASHER M8	8
(B)		SPRING WASHER M8	8
(C)		NUT	8
(D)		SPANNER	1
(E)		WOOD DOWEL M12X30MM	4
(F)		JCBC M6X40MM	4
(G)		SPRING WASHER M6	4
(H)		FLAT WASHER M6	4
(I)		ALLEN KEY M4	1

ITEM	PHOTO	PARTS NAME	QTY
①		TABLE TOP	1
②		HUB CAP	1
③		HUB POST	1
④		TOP SUPPORT LEG (SHORT)	2
⑤		TOP SUPPORT LEG (LONG)	2
⑥		BOTTOM LEG (SHORT)	2
⑦		BOTTOM LEG (LONG)	2

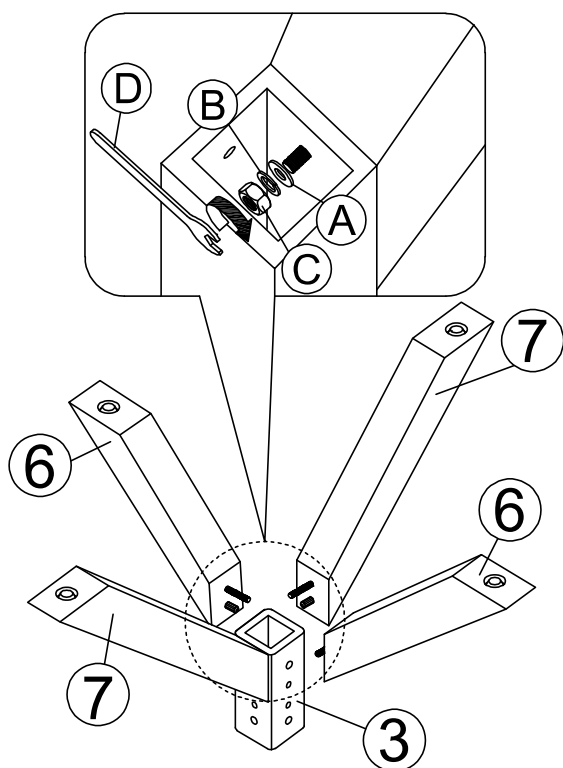
CODING
146140



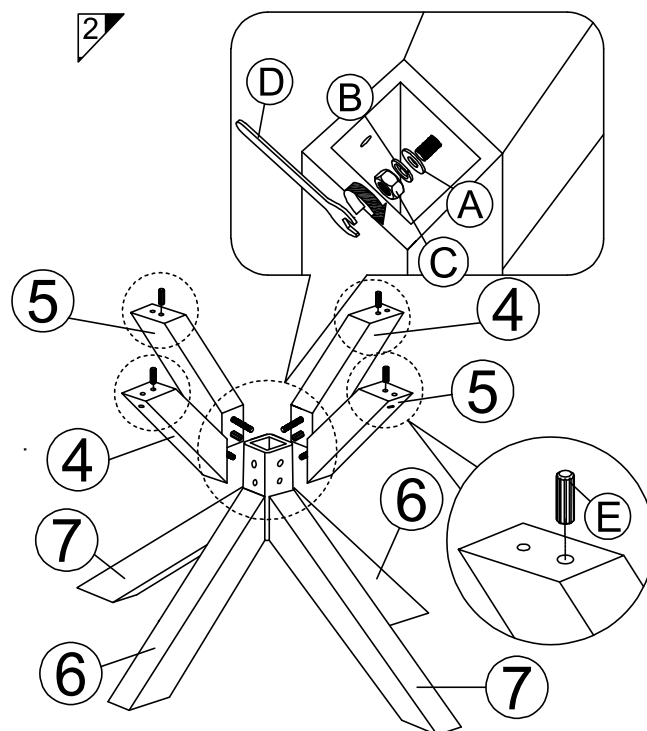
ISO 9001:2015
Reg No. 000435-1-MY-1-QMS

nesthouz.com

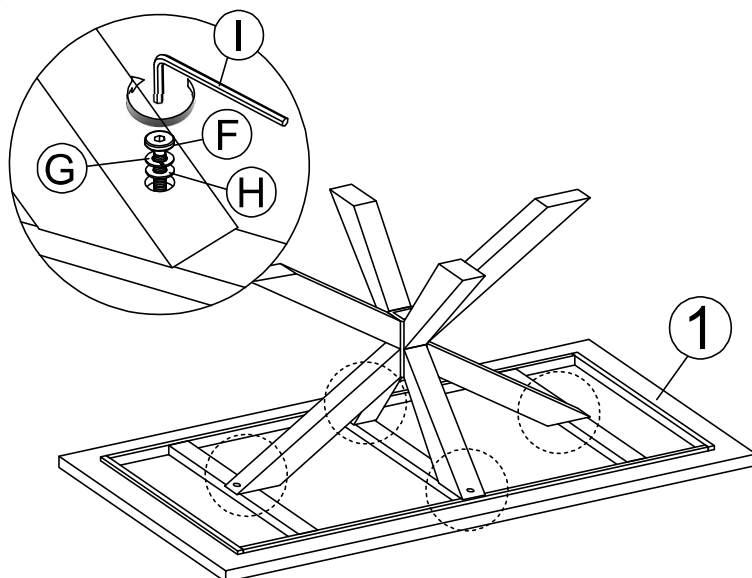
1



2



3



4

