

CODING  
-146124
















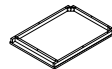
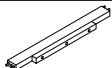
ISO 9001:2015  
Reg. No. 000435-1-MY-1-QMS

LUOMA.COM

Read the instruction carefully. Remove all the wrapping material staples and straps from the carton. Refer to the hardware and furniture part list for guidance. Be sure you have all part before you start assembling. Place all the wooden furniture part on a clean and flat surface, such as carpet or rubbermat to prevent scratches.

**CAUTION**  
KEEP ALL THE PARTS OUT OF CHILDREN'S REACH.

ITEM	PHOTO	HARDWARE NAME	QTY
(A)		JCB B8 x 60mm + S/W 5/16" + F/W 5/16" x 22mm	6
(B)		ALLEN KEY M5	1
(C)		JCBC M6 x 100mm	4
(D)		SPRING WASHER M6	4
(E)		FLAT WASHER M6 X 13MM	4
(F)		JCBC M6 x 50mm + S/W M6 + F/W M6 x 13mm	2
(G)		ALLEN KEY M4	1

ITEM	PHOTO	PARTS NAME	QTY
(1)		TABLE LEG	2
(2)		TABLE LEG CENTER (L)	1
(3)		TABLE LEG CENTER (R)	1
(4)		PULL OUT TABLE LEG (L)	1
(5)		PULL OUT TABLE LEG (R)	1
(6)		TABLE TOP	1
(7)		PULL OUT TABLE TOP	1
(8)		CENTER APRON	1

CODING  
-146124



ISO 9001:2015  
Reg. No. 000495-1-NFY-1-QMS

LUOMA.COM

