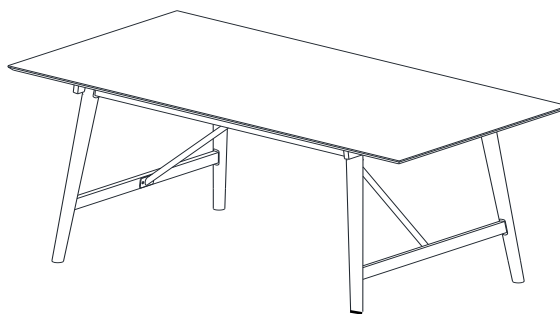


CODING

- 146110



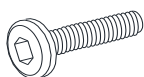
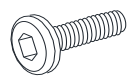




ISO 9001:2015
Reg. No. 000435-1-MY-1-QMS


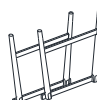

nestnordic.com

Read the instruction carefully. Remove all the wrapping material, staples and straps from the carton. Refer to the hardware and furniture part list for guidance. Be sure that you have all the parts before you start assembling. Place all the wooden furniture part on a clean and flat soft surface, such as carpet or rubbermat to prevent from scratches.

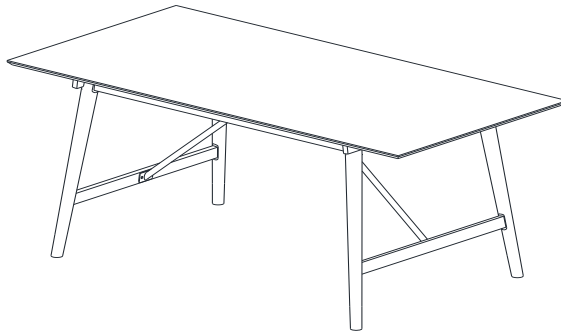
CAUTION

KEEP ALL THE PARTS OUT OF CHILDREN'S REACH

ITEM	PHOTO	HAREWARE NAME	QTY
(A)		JCBC M8 X 60MM	8
(B)		JCBC M6 X 20MM	6
(C)		FLAT WASHER	8
(D)		SPRING WASHER	8
(E)		ALLEN KEY M4	1
(F)		ALLEN KEY M5	1

ITEM	PHOTO	PARTS NAME	QTY
(1)		TABLE TOP	1
(2)		LEG	2
(3)		LEG SUPPORT	2

CODING
- 146110



ISO 9001:2015
Reg. No. 000435-1-MY-1-QMS

nestnordic.com

