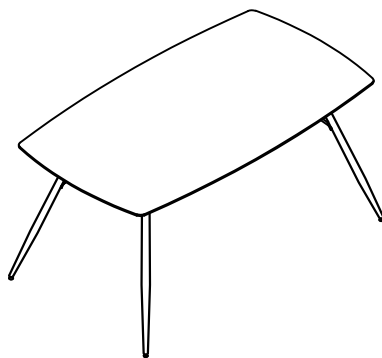


CODING:
- 145193




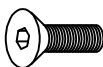


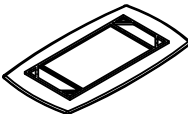
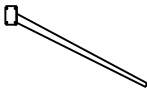
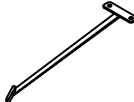
ISO 9001:2015
Reg. No. 000435-1-MY-1-QMS

LUooma.com

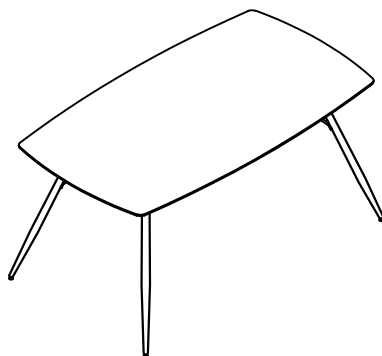
Read the instructions carefully. Remove all the wrappings, staples and straps from the carton. Refer to the hardware and furniture part list for guidance. Make sure that you have all the parts before you start assembling. Place all the wooden furniture parts on a clean, flat and soft surface, such as a carpet or rubbermat to prevent scratches.

CAUTION
KEEP ALL THE PARTS OUT OF CHILDREN'S REACH.

ITEM	PHOTO	HAREWARE NAME	QTY
(A)		M6x16	24
(B)		Washer	24
(C)		Allen Key	1
(D)		M6x16	4

ITEM	PHOTO	PARTS NAME	QTY
(1)		Table Top	1
(2)		Table Leg	4
(3)		Leg Support	4

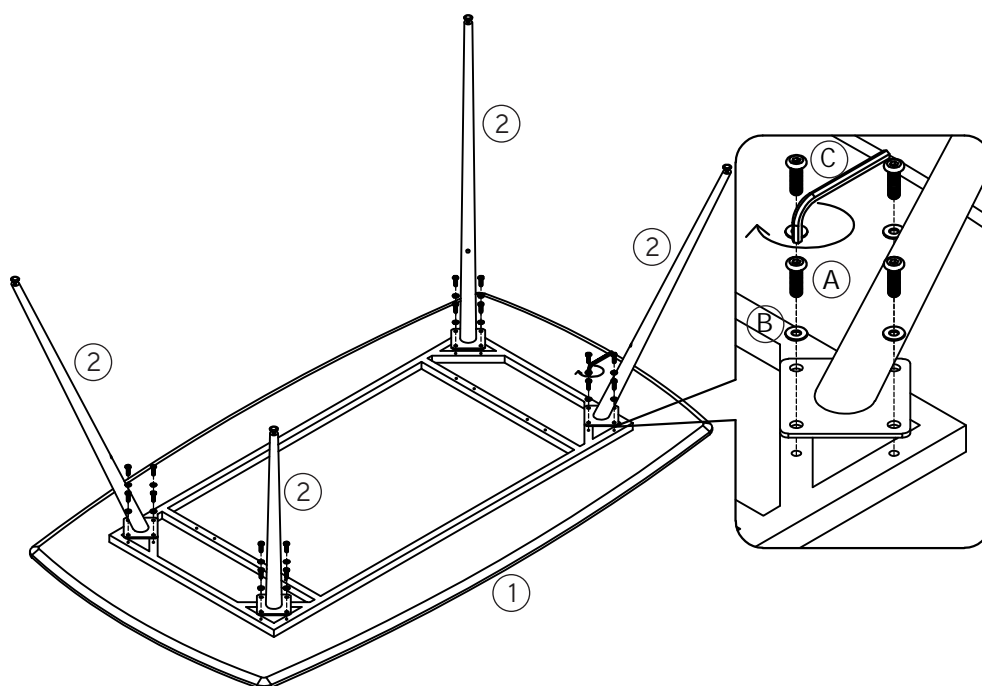
CODING:
- 145193



ISO 9001:2015
Reg. No. 000435-1-MY-1-QMS

LUooma.com

1



2

