

COUPER

ASSEMBLY GUIDE

CODING

-145143



ISO 9001:2015
Reg. No. 000435-1-MY-1-QBIS

nestnordic.com

Read the instruction carefully. Remove all the wrapping material, staples and straps from the carton. Refer to the hardware and furniture part list for guidance. Be sure that you have all the part before you start assembling. Place all the wooden furniture part on a clean and flat soft surface, such as carpet or rubbermat to prevent from scratches.

CAUTION

KEEP ALL THE PARTS OUT OF REACH OF CHILDREN

ITEM	PHOTO	HARDWARE NAME	QTY
A		JCBB BOLT M8 X 70MM (BLK)	4 (+ 1 extra)
B		ALLEN KEY M5	1
C		JCBC BOLT M6 X50MM (BLK)	4 (+ 1 extra)
D		SPRING WASHER 5/16" (BLK)	4 (+ 1 extra)
E		ALLEN KEY M4 (BALL SHAPE)	1

ITEM	PHOTO	PART NAME	QTY
1		TABLE TOP	1
2		TABLE LEG	2
3		TABLE LEG	2
4		STRETCHER	1

COUPER

ASSEMBLY GUIDE

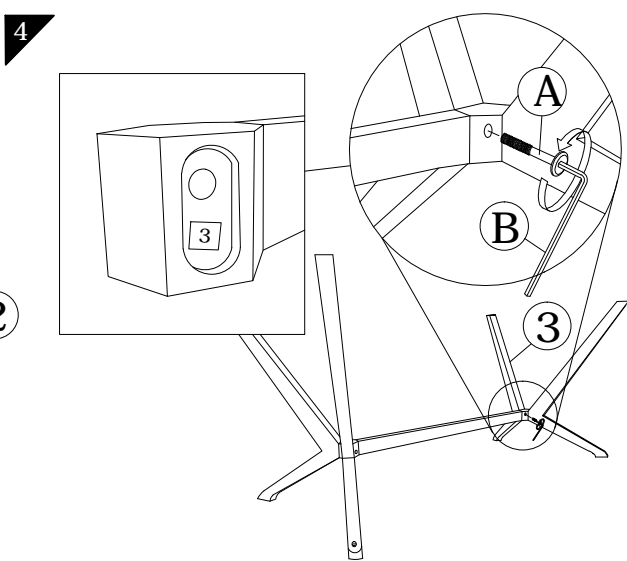
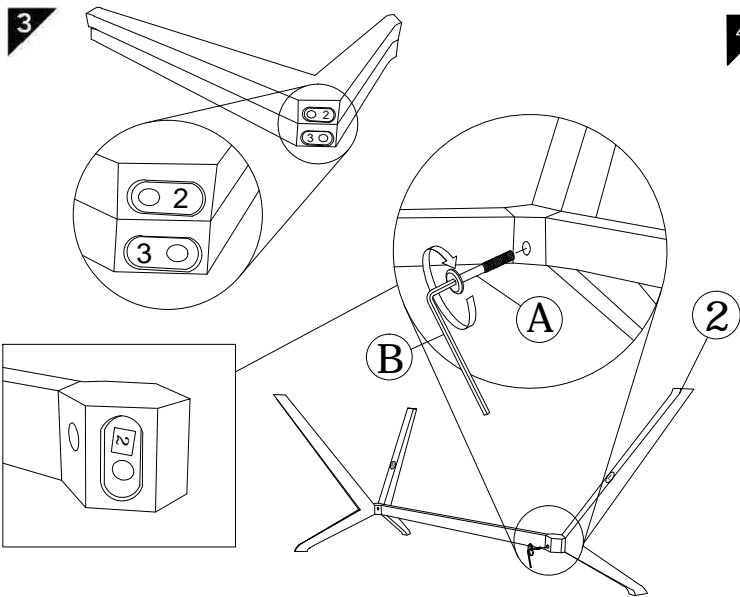
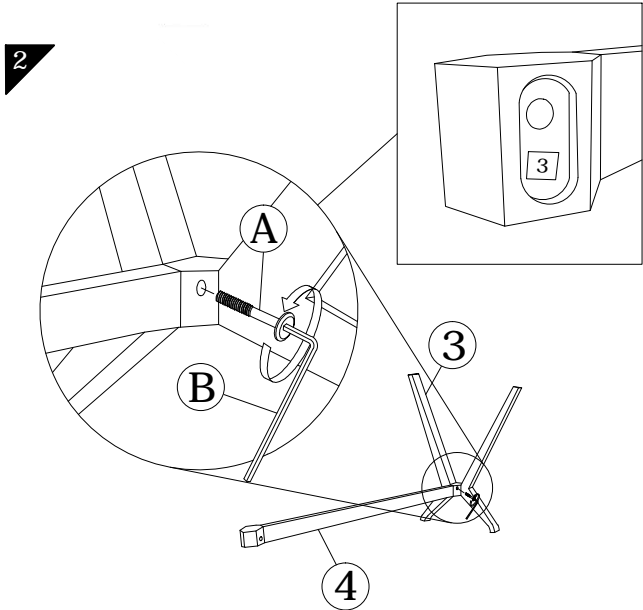
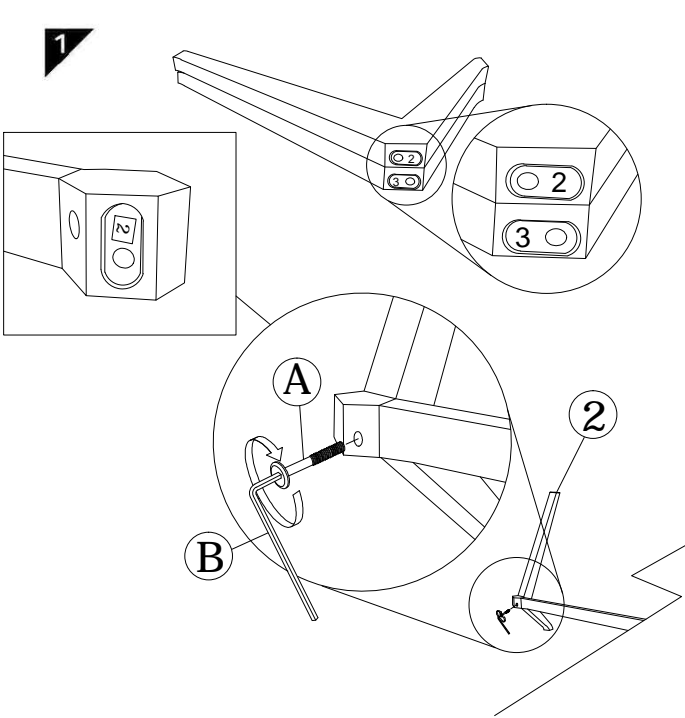
CODING

-145143



ISO 9001:2015
Reg. No. 000435-1-MY-1-QMS

nestnordic.com



COUPER

ASSEMBLY GUIDE

CODING

-145143



ISO 9001:2015
Reg. No. 000435-1-MY-1-QB45

nestnordic.com

5

