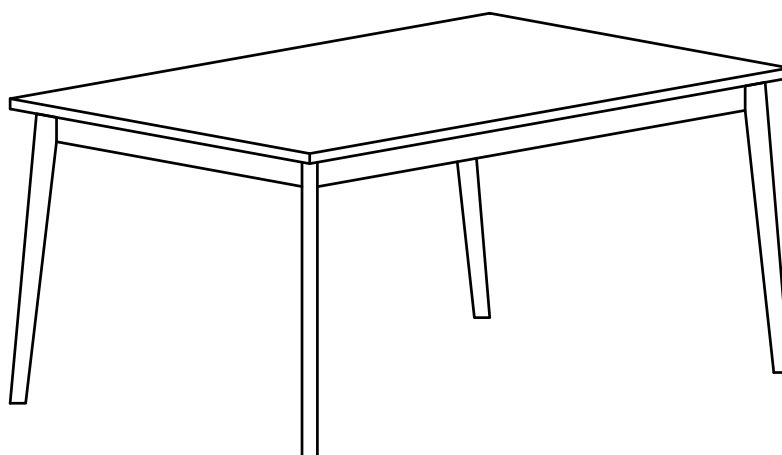


## CODING

-144077

-144078







**ISO 9001:2015**  
Reg. No. 000435-I-MY-I-QMS

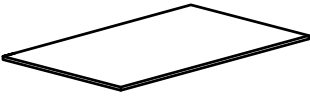
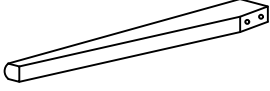
nesthouz.com

Read the instruction carefully. Remove all the wrapping material , staples and straps from the carton . Refer to the hardware and furniture part list for guidance . Be sure that you have all the parts before you start assembling . Place all the wooden furniture part on a clean and flat soft surface, such as carpet or rubbermat to prevent from scratches .

### Caution

**KEEP ALL PARTS OUT OF REACH OF CHILDREN.**

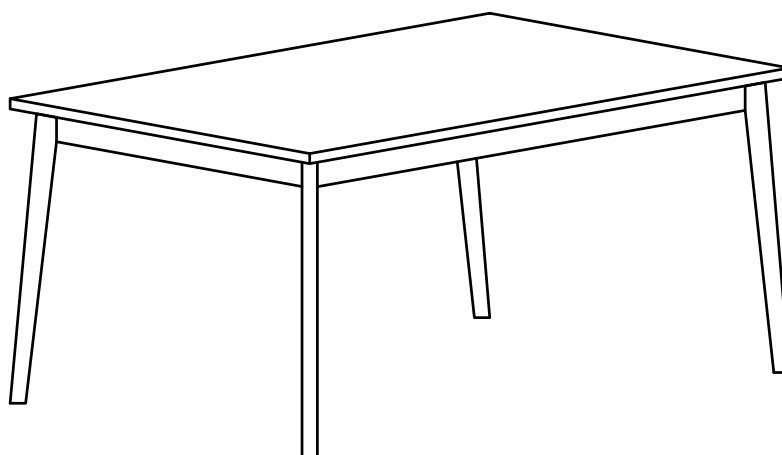
ITEM	HARDWARE LIST	QTY
Ⓐ	JCBC SCREW M8 X 70MM 	8
Ⓑ	SPRING WASHER 5/16" 	8
Ⓒ	FLAT WASHER 5/16" 	8
Ⓓ	ALLEN KEY M6 	1

ITEM	PART LIST	QTY
①	TABLE TOP 	1
②	TABLE LEG 	4

## CODING

-144077

-144078



**ISO 9001:2015**  
Reg. No. 000435-I-MY-I-QMS

nesthouz.com

1

