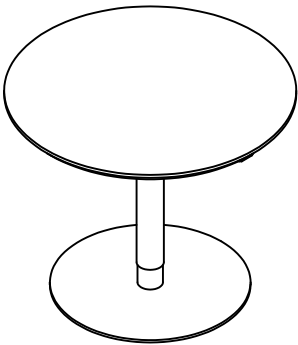


CODING:
- 142014



ISO 9001:2015
Reg. No. 000435-1-MY-1-QMS

LUooma.com

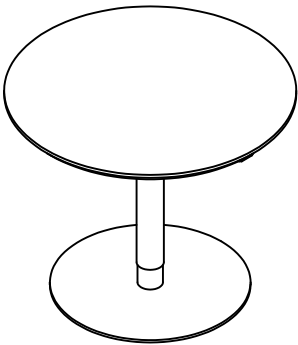
Read the instructions carefully. Remove all the wrappings , staples and straps from the carton. Refer to the hardware and furniture part list for guidance. Make sure that you have all the parts before you start assembling. Place all the wooden furniture parts on a clean, flat and soft surface, such as a carpet or rubbermat to prevent scratches.

CAUTION
KEEP ALL THE PARTS OUT OF CHILDREN’S REACH.

ITEM	PHOTO	HAREWARE NAME	QTY
(A)		M8x16	3
(B)		M5	1
(C)		M8x16	4
(D)		M6x16	2
(E)		M4	1
(F)		Felt Pad	4

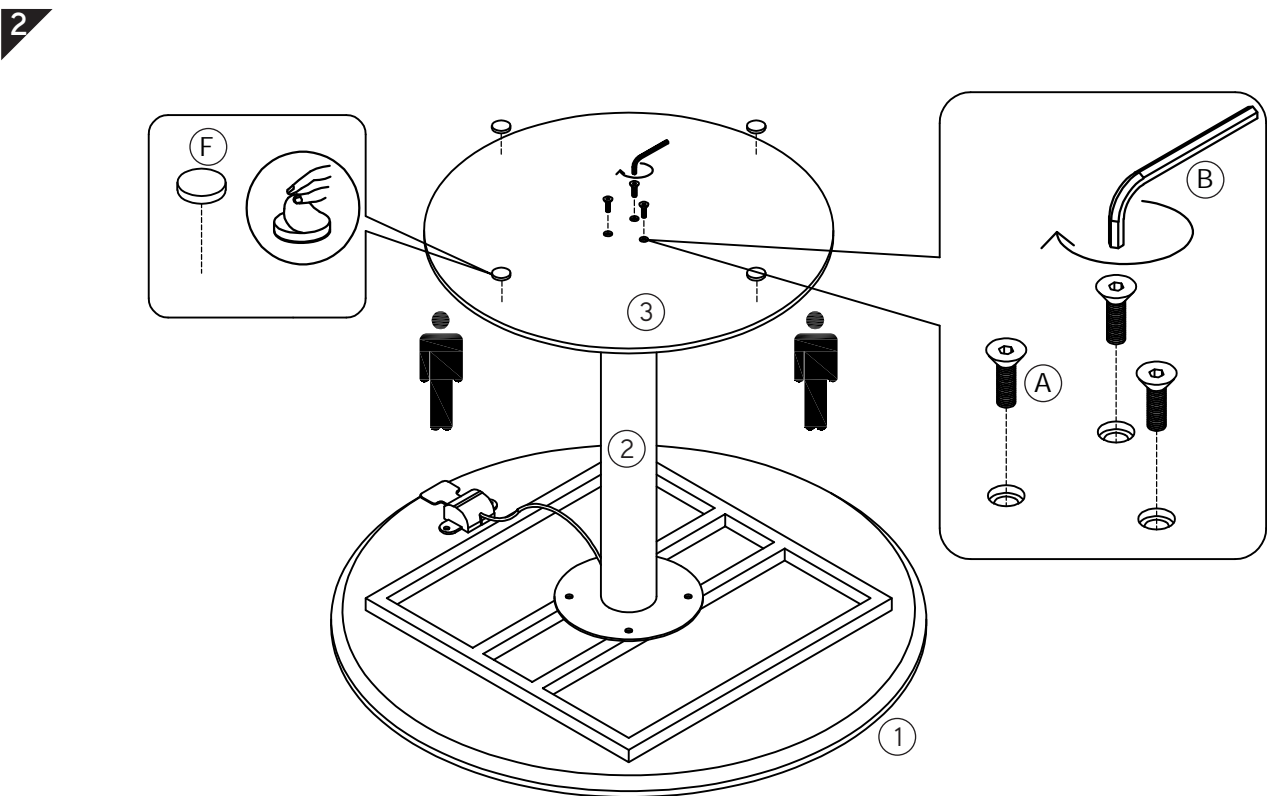
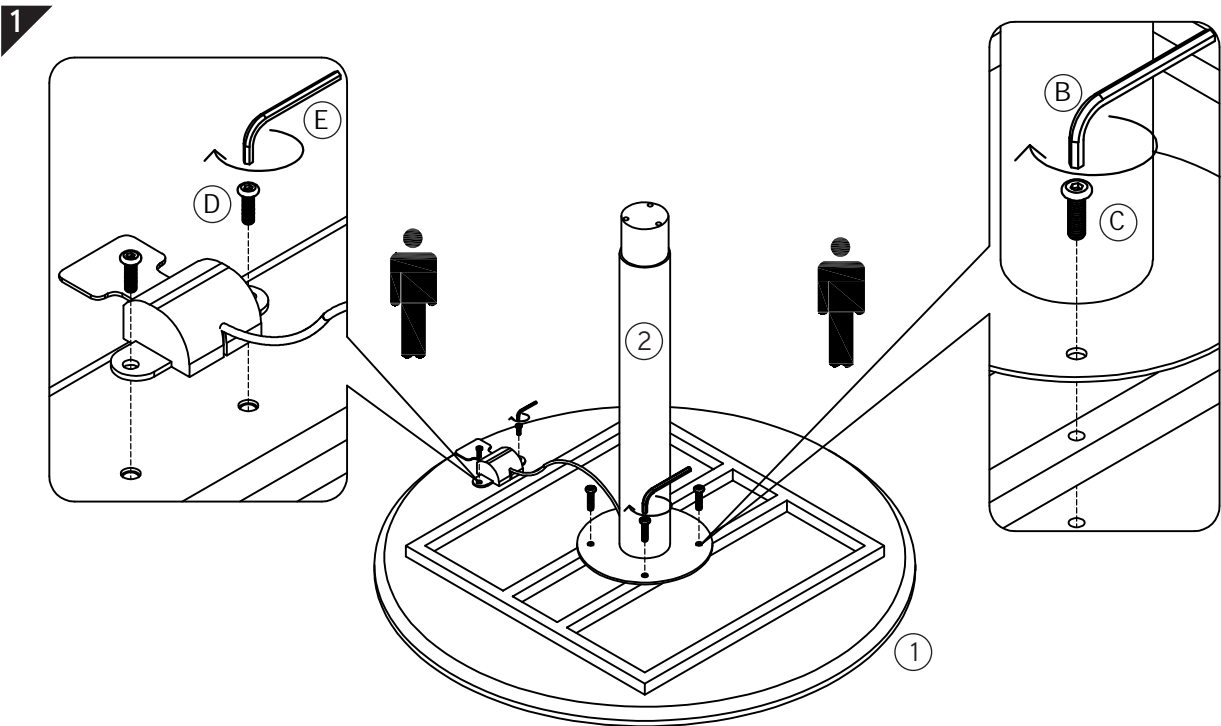
ITEM	PHOTO	PARTS NAME	QTY
①		Table Top	1
②		Table Leg	1
③		Base Support	1

CODING:
- 142014

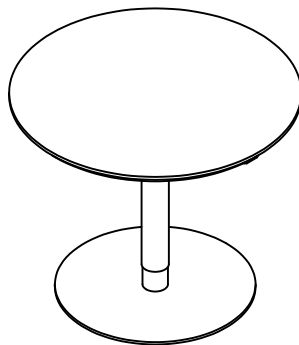


ISO 9001:2015
Reg. No. 000435-1-MY-1-QMS

LUooma.com



CODING:
- 142014



ISO 9001:2015
Reg. No. 000435-1-MY-1-QMS

LUooma.com

3

