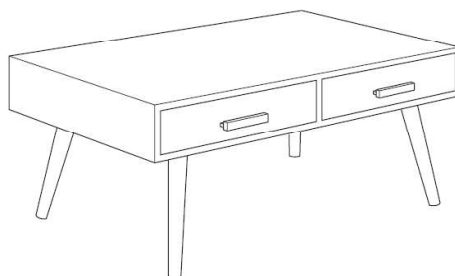


CODING

-134074



ISO 9001:2015
Reg. No. 000435-1-MEX-1-QMS


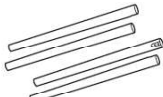
nuhoom.com

Read the instructions carefully. Remove all the wrappings, staples and straps from the carton. Refer to the hardware and furniture part list for guidance. Make sure that you have all the parts before you start assembling. Place all the wooden furniture parts on a clean, flat and soft surface, such as a carpet or rubbermat to prevent scratches.

CAUTION

KEEP ALL THE PARTS OUT OF CHILDREN'S REACH.

| NO | PHOTO | HARDWARE LIST | QTY |
|----|---|----------------------|-----|
| A |  | JCBC Screw M6 x 60mm | 8 |
| B |  | Flat Washer M6 | 8 |
| C |  | M4 Allen Key | 1 |

| ITEM | PHOTO | PART LIST | QTY |
|------|--|-----------|-----|
| 1 |  | Table Top | 1 |
| 2 |  | Table Leg | 4 |

CODING

-134074



ISO 9001:2015
Reg. No. 000435-1-MEY-1-QM&S

nuhoom.com

1

