

# BINDER

## WARRANTY & ASSEMBLY GUIDE

### CODING

134021



ISO 9001:2015  
Reg. No. 000435-1-MY-1-QMS



Read the instruction carefully. Remove all the wrapping material, staples and straps from the carton. Refer to the hardware and furniture part list for guidance. Be sure that you have all the parts before you start assembling. Place all the wooden furniture part on a clean and flat soft surface, such as carpet or rubbermat to prevent from scratches.



**REGISTER & ACTIVATE  
YOUR WARRANTY  
WITHIN 14 DAYS !**




Log onto [www.fyndfurniture.com/Warranty](http://www.fyndfurniture.com/Warranty) to register and activate your product warranty within 14 (fourteen) days from the purchase date.



**Note:** Please use the batch number as printed on the carton box packaging of your product registration purposes.

All fynd furniture products have 1 (one) year warranty unless stated or upgraded.

### Caution

KEEP ALL PARTS OUT OF REACH CHILDREN.

ITEM	HARDWARE LIST	QTY	
(A)	Bolts (M6x20) 	12	12
(B)	Flat washers (Ø 8xØ 18) 	12	12
(C)	Allen key 4mm 	1	1

ITEM	HARDWARE LIST	SPARE QTY	
1	Table Top 	1	1
2	Leg 	2	2

# BINDER

## WARRANTY & ASSEMBLY GUIDE

CODING  
134021



ISO 9001:2015  
Reg. No. 000435-1-MY-1-QMS

fynd.  
FURNITURE

