

CODING
- 133146




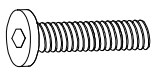




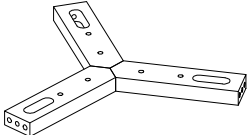
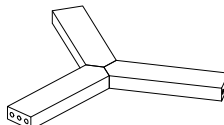
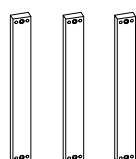
ISO 9001 : 2015
Reg. 000435-1-MY-1-QMS

nesthouz.com

Read the instruction carefully . Remove all the wrapping material staples and straps from the carton. Refer to the hardware and furniture part list for guidance. Be sure you have all part before you start assembling. Place all the wooden furniture part on a clean and flat surface, such as carpet or rubbermat to prevent scratches.

CAUTION
KEEP ALL THE PARTS OUT OF CHILDREN ' S REACH.

| ITEM | PHOTO | HARDWARE NAME | QTY |
|------|---|---------------------|-----|
| (A) |  | WOOD DOWEL 8 X 30mm | 12 |
| (B) |  | STICKER CARPET | 6 |
| (C) |  | SPRING WASHER M6 | 6 |
| (D) |  | JCBC M6 x 35 mm | 12 |
| (E) |  | ALLEN KEY M4 | 1 |

| ITEM | PHOTO | PARTS NAME | QTY |
|------|--|--------------|-----|
| (1) |  | TABLE TOP | 1 |
| (2) |  | TOP FRAME | 1 |
| (3) |  | BOTTOM FRAME | 1 |
| (4) |  | RAIL | 3 |

CODING
- 133146



ISO 9001 : 2015
Reg. 000435-1-MY-1-QMS

nesthouz.com

