

LOADING

-133111

-133112



ISO 9001:2015
Reg. No. 000435-I-MY-I-QMS



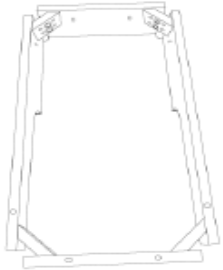

LUOMA.COM

Read the instruction carefully. Remove all the wrapping material, staples and straps from the carton. Refer to the hardware and furniture part list for guidance. Be sure that you have all the parts before you start assembling. Place all the wooden furniture part on a clean and flat soft surface, such as carpet or rubbermat to prevent from scratches.

CAUTION

KEEP ALL THE PARTS OUT OF REACH OF CHILDREN .

ITEM	PHOTO	HARDWARE NAME	QTY
1		JCBC SCREW M6 X 60MM	8
2		SPRING WASHER M6	8
3		FLAT WASHER M6	8
4		ALLEN KEY M4	1
5		CHIPBOARD SCREW M4 X 32MM	12

ITEM	PHOTO	PART NAME	QTY
A		TOP ROUND	1
B		TOP SQUARE	1
C		APRON	1
D		LEG	4

LOADING

-133111

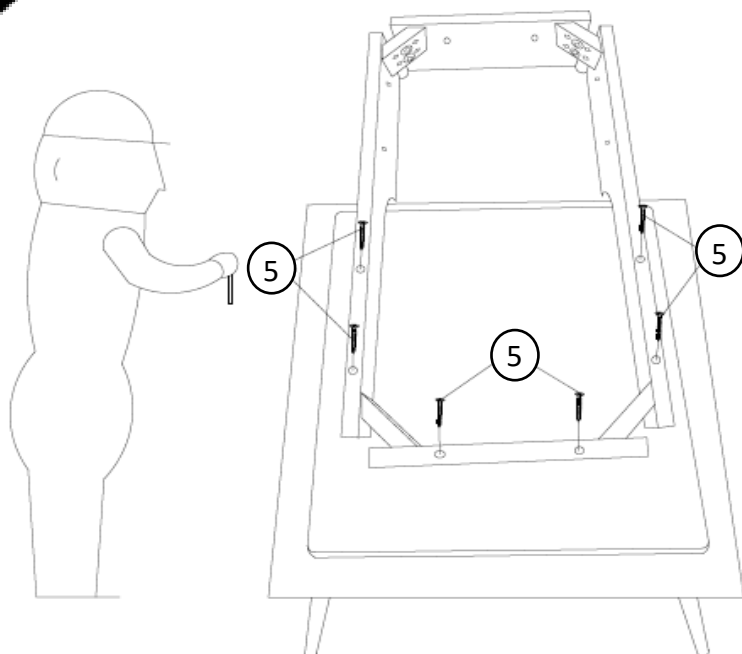
-133112



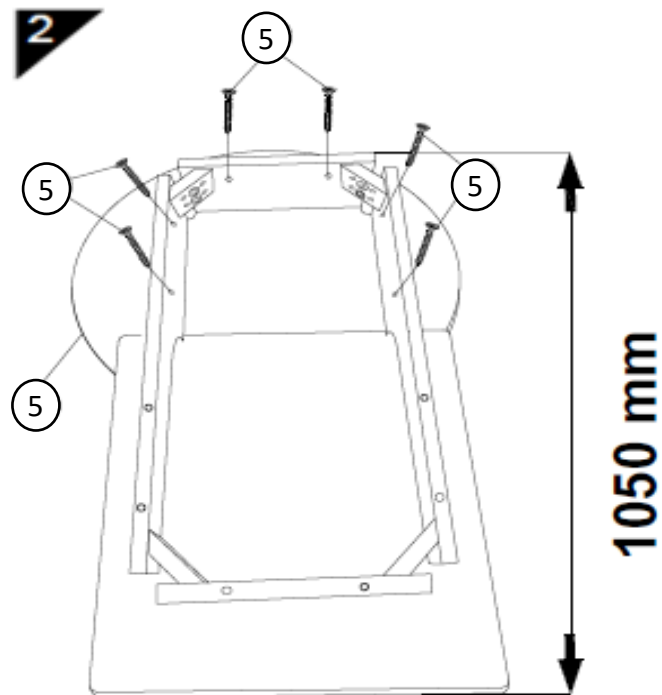
ISO 9001:2015
Reg. No. 000435-1-MY-1-QMS

LUOMA.COM

1



2



3

