

CODING

-133059







ISO 9001:2015
Reg. No. 000435-1-MEY-1-QMS

nuhoom.com

Read the instructions carefully. Remove all the wrappings , staples and straps from the carton. Refer to the hardware and furniture part list for guidance. Make sure that you have all the parts before you start assembling. Place all the wooden furniture parts on a clean, flat and soft surface, such as a carpet or rubbermat to prevent scratches.

CAUTION

KEEP ALL THE PARTS OUT OF CHILDREN'S REACH.

ITEM	PHOTO	PART LIST	QTY
A		TABLE TOP	1 PC
B		SIDE LEG	2 PCS
C		TABLE BOTTOM SUPPORT	2 PCS
D		TABLE BOTTOM	1 PC

NO	PHOTO	HARDWARE LIST	QTY
1		JCBC SCREW M6 X 60MM	4 PCS
2		BARREL NUT M6 X 12MM	4 PCS
3		WOOD DOWEL M10 X 30MM	4 PCS
4		CSK SCREW M4 X 30MM	4 PCS
5		ALLEN KEY	1 PC

CODING

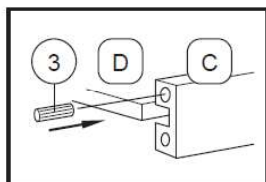
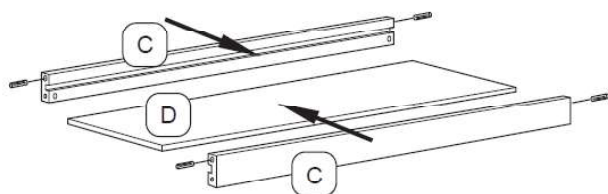
-133059



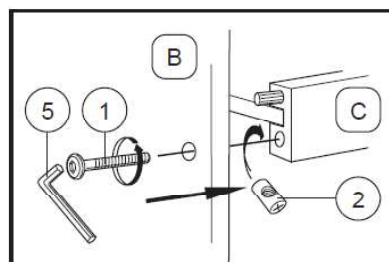
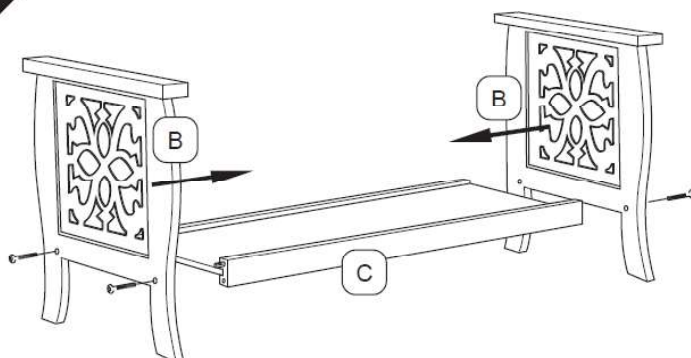
ISO 9001:2015
Reg. No. 000435-1-MEY-1-QM5

nuhoom.com

1



2



3

