

CODING
- 133051




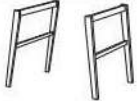




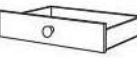

ISO 9001:2015
Reg. No. 000435-1-MY-1-QMS

nesthouz.com

Read the instructions carefully. Remove all the wrappings, staples and straps from the carton. Refer to the hardware and furniture part list for guidance. Make sure that you have all the parts before you start assembling. Place all the wooden furniture parts on a clean, flat and soft surface, such as a carpet or rubbermat to prevent scratches.

CAUTION
KEEP ALL THE PARTS OUT OF CHILDREN'S REACH.

NO	PHOTO	HAREWARE NAME	QTY
(A)		JCBC M6 x 40mm	4
(B)		JCBCW M6 x 50mm	2
(C)		CSK M4 x 30mm	22
(D)		Wood Dowel M8 x 30mm	8
(E)		M6 Spring Washer	4
(F)		Allen Key M4	1

ITEM	PHOTO	PARTS NAME	QTY
(1)		Table Top	1
(2)		Side Leg	2
(3)		Apron Back	1
(4)		Apron Front	2
(5)		Bottom Panel	1
(6)		Support Bottom Panel	1
(7)		Drawer	1
(8)		Support Drawer	2

CODING
- 133051



ISO 9001:2015
Reg. No. 000435-1-MY-1-QMS

nesthouz.com

