

## CODING

-1329073



Nestnordic.com

Read instruction carefully. Remove all wrapping material staples and straps from the carton. Refer hardware and furniture part list for guidance. Be sure you have all parts before you start assembling. Place all wooden furniture part a clean and flat soft surface, such as carpet or rubbermat to prevent from getting scratched.



## REGISTER & ACTIVATE YOUR WARRANTY WITHIN 14 DAYS !







Log onto [www.nestnordic.com/Warranty](http://www.nestnordic.com/Warranty) to register and activate your NESTNORDIC product warranty within 14 (fourteen) days from purchase date.

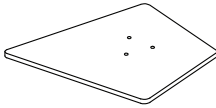
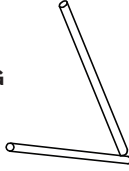
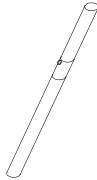
**Note:** Please use the batch number on the carton box packaging of your NESTNORDIC product for registration purposes.

All NESTNORDIC products have a 1 (one) year warranty unless stated or upgraded.

### Caution

**KEEP ALL PARTS OUT OF REACH OF CHILDREN.**

ITEM	HARDWARE LIST	QTY	SPARE QTY
(A)	 M6X117MM	1	
(B)	 M5X9MM	1	
(C)	 M6X12MM	3	
(D)		1	
(E)		2	
(F)	 ALLEN KEY M4	1	

ITEM	PART LIST	SPARE QTY
(1)	<b>TABLE TOP</b> 	1
(2)	<b>TABLE SUPPORT LEG</b> 	2
(3)	<b>TABLE SUPPORT LEG</b> 	1

**CODING**  
-1329073



Nestnordic.com

