


CODING

-132087



ISO 9001:2015
Reg. No. 000435-1-MY-1-QMS



LUOMA.com

Read the instruction carefully. Remove all the wrapping material, staples and straps from the carton. Refer to the hardware and furniture part list for guidance. Be sure that you have all the parts before you start assembling. Place all the wooden furniture part on a assembling. Place all the wooden furniture part on a to prevent from scratches.

CAUTION


KEEP ALL THE PARTS OUT OF REACH OF CHILDREN .

ITEM	PHOTO	HAREWARE NAME	CHAIR
A		Bolts	12 pcs
B		Hex Wrench	1 pc

ITEM	PHOTO	PARTS NAME	CHAIR
1		Top Panel	1 pc
2		Metal Leg	4 pcs

CODING

-132087



ISO 9001:2015
Reg. No. 000435-1-MY-1-QMS

LUOMA.com

