

CODING

- 132053
- 132055





ISO 9001:2015
Reg. No. 000051-MY-1-QMS

nesthouz.com

Read the instruction carefully. Remove all the wrapping material, staples and straps from the carton. Refer to the hardware and furniture part list for guidance. Be sure that you have all the parts before you start assembling. Place all the wooden furniture part on a clean and flat soft surface, such as carpet or rubbermat to prevent from scratches.

CAUTION

KEEP ALL THE PARTS OUT OF REACH OF CHILDREN.

ITEM	PHOTO	PART LIST	QTY
1		TABLE TOP	2 PCS
2		TABLE LEG	6 PCS

NO	PHOTO	HARDWARE LIST	QTY
A		JCBC SCREW M6 X 30MM	12 PCS
B		SPRING WASHER M6	12 PCS
C		ALLEN KEY M4	1 PCS

SANDRA

ASSEMBLY GUIDE

CODING

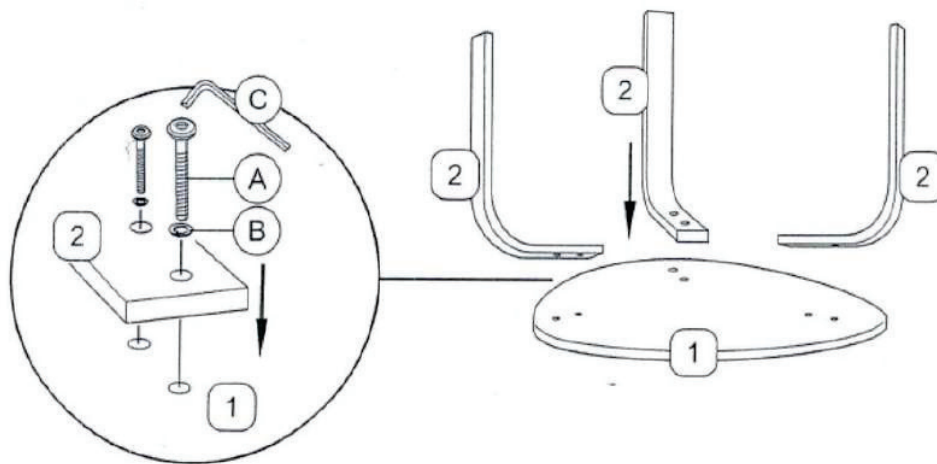
- 132053
- 132055



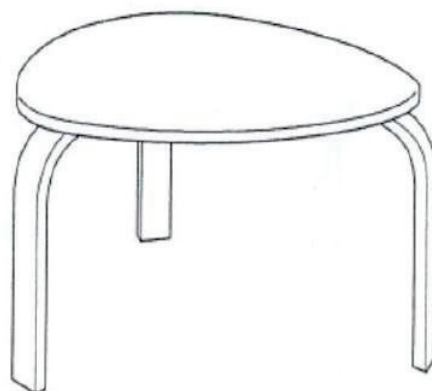
ISO 9001:2015
Reg. No. 000435-1-MTV-1-QMB

nesthouz.com

1



2



2/2 nesthouz.com