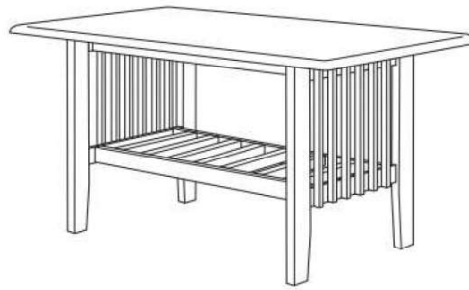


CODING

-132054



ISO 9001:2015
Reg. No. 000435-1-KYLIE-QMS

nuhoom.com

Read the instructions carefully. Remove all the wrappings, staples and straps from the carton. Refer to the hardware and furniture part list for guidance. Make sure that you have all the parts before you start assembling. Place all the wooden furniture parts on a clean, flat and soft surface, such as a carpet or rubbermat to prevent scratches.

CAUTION

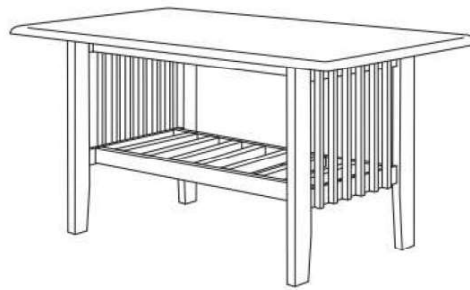
KEEP ALL THE PARTS OUT OF CHILDREN'S REACH.

ITEM	PHOTO	HAREWARE NAME	QTY
(A)		JCBCW M6 x 40mm	8
(B)		CSK M4 x 30mm	4
(C)		Allen Key M4	1
(D)		Wood Dowel M8 x 30	4

ITEM	PARTS NAME	QTY
(1)	Table Top	1
(2)	Apron	2
(3)	Table Side	2
(4)	Table Bottom	1

CODING

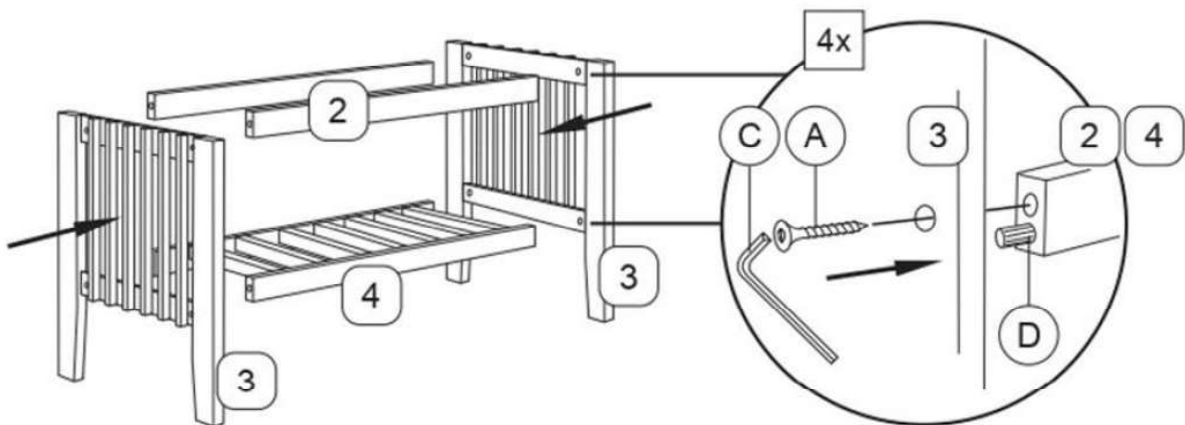
-132054



ISO 9001:2015
Reg. No. 000435-1-KYLIE-QM&S

nuhoom.com

1



2

