

CODING  
- 132028










ISO 9001:2015  
Reg. No. 000435-1-MY-1-QMS

LUooma.com

Read the instruction carefully. Remove all the wrapping material, staples and straps from the carton. Refer to the hardware and furniture part list for guidance. Be sure that you have all the parts before you start assembling. Place all the wooden furniture part on a clean and flat soft surface, such as carpet or rubbermat to prevent from scratches.

**CAUTION**  
**KEEP ALL THE PARTS OUT OF REACH OF CHILDREN.**

ITEM	PHOTO	HARDWARE NAME	QTY
A		Screws (1/4 x 9)	8
B		Anchor	4
C		Caps	4

ITEM	PHOTO	PART NAME	QTY
①		Tray	1
②		Shelf	1
③		Frames	4
④		Wheels	4

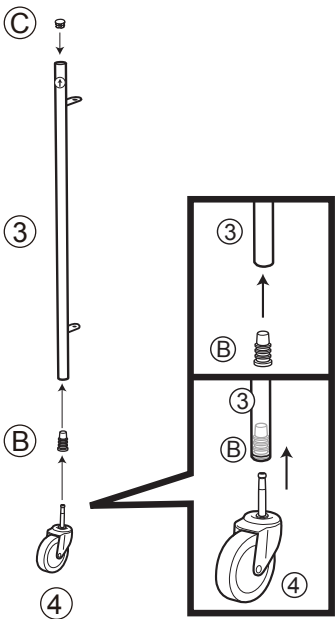
CODING  
- 132028



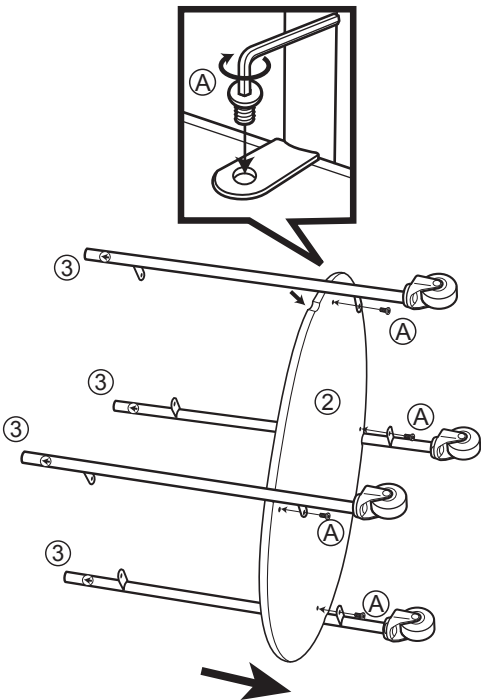
ISO 9001:2015  
Reg. No. 000435-1-MY-1-QMS

LUooma.com

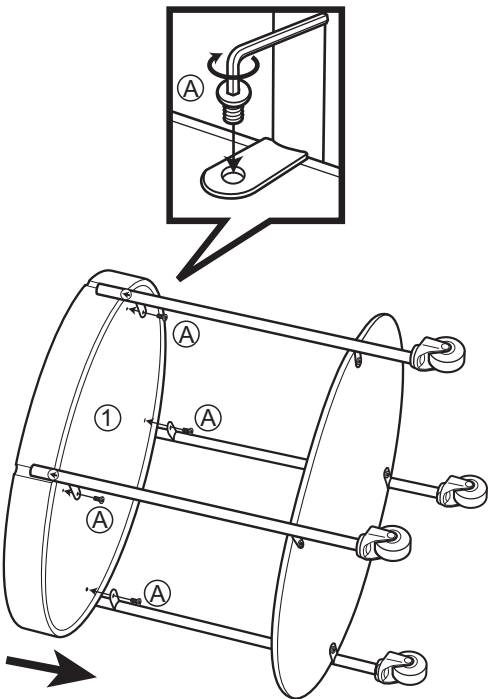
1



2



3



4

