

CODING

- 132014
- 132015





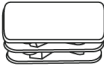


ISO 9001:2015
Reg. No. 000435-1-MY-1-QMS





LUooma.com

Read the instruction carefully. Remove all the wrapping material, staples and straps from the carton. Refer to the hardware and furniture part list for guidance. Be sure that you have all the parts before you start assembling. Place all the wooden furniture part on a clean and flat soft surface, such as carpet or rubbermat to prevent from scratches.

CAUTION

KEEP ALL THE PARTS OUT OF REACH OF CHILDREN.

ITEM	HARDWARE LIST			QTY
(A)	SCREW		6MM X 21MM	8
(B)	HEADLESS SCREW		8MM X 10MM	4
(C)	TUBE PLUG		13 X 26MM	8
(D)	WASHER		DIA.13MM	8
(E)	ALLEN KEY		4MM	1

ITEM	PART LIST		QTY
(1)	PART1 TABLE LEG		4
(2)	PART2 TABLE LEG		1
(3)	TABLE LID		1
(4)	TABLE TOP		1

CODING

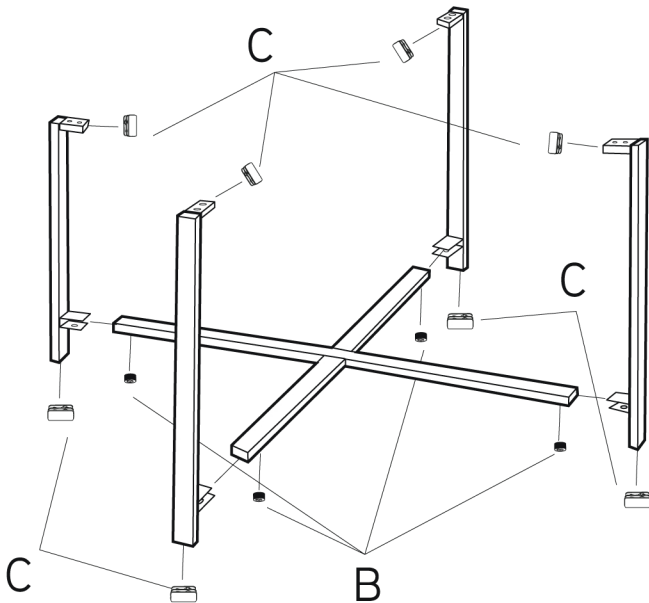
- 132014
- 132015



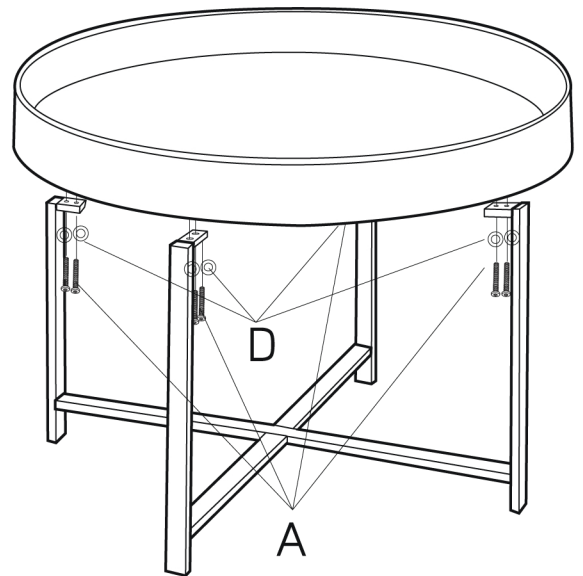
ISO 9001:2015
Reg. No. 000435-1-MY-1-QMS

LUooma.com

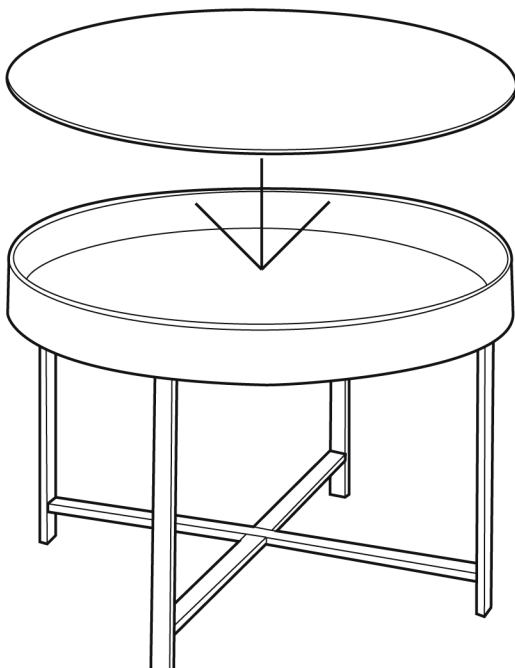
1



2



3



4

