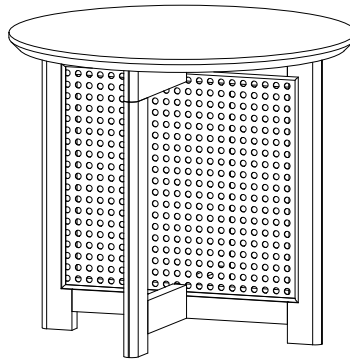


CODING

- 131197 / 131198





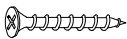

ISO 9001:2015
Reg. No. 000435-1-MY-1-QMS





nesthouz.com

Read the instructions carefully. Remove all the wrappings, staples and straps from the carton. Refer to the hardware and furniture part list for guidance. Make sure that you have all the parts before you start assembling. Place all the wooden furniture parts on a clean, flat and soft surface, such as a carpet or rubbermat to prevent scratches.

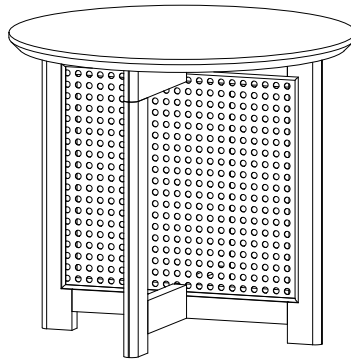
CAUTION

KEEP ALL THE PARTS OUT OF CHILDREN'S REACH.

ITEM	PHOTO	HAREWARE NAME	QTY
(A)		JCBC BOLT 1/4" x 2"	2
(B)		ADJUSTER SCREW 1/4"	4
(C)		CSK SCREW 5/32" x 1 1/4"	6
(D)		ALLEN KEY 5/32"	1

ITEM	PHOTO	PARTS NAME	QTY
①		Table Top	1
②		Leg Frame (A)	1
③		Leg Frame (B)	1
④		Top Support	1

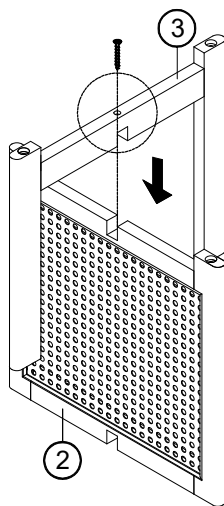
CODING
- 131197 / 131198



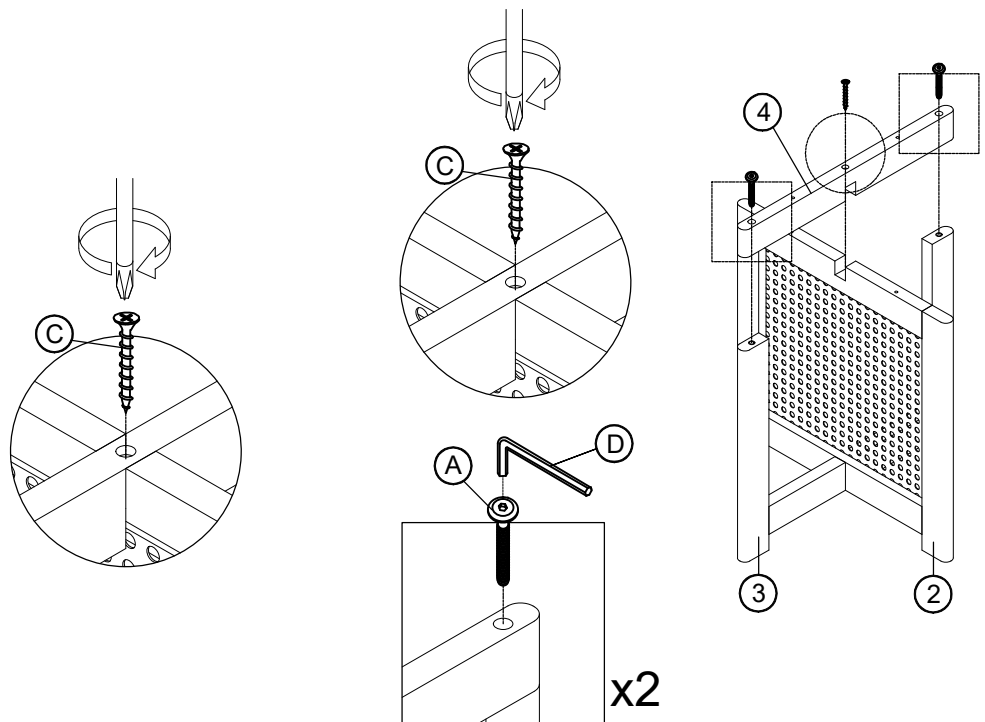
ISO 9001:2015
Reg. No. 000435-1-MY-1-QMS

nesthouz.com

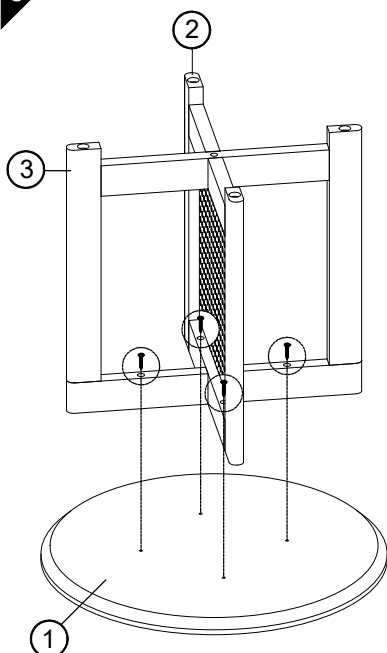
1



2



3



4

