

CODING

- 131174

- 131175



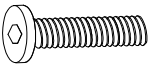




ISO 9001 : 2015
Reg. 000435-1-MY-1-QMS

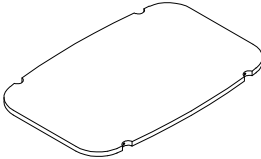
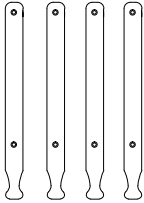
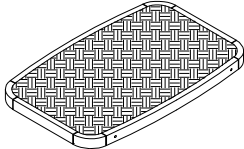
nesthouz.com

Read the instruction carefully . Remove all the wrapping material staples and straps from the carton. Refer to the hardware and furniture part list for guidance. Be sure you have all part before you start assembling. Place all the wooden furniture part on a clean and flat surface, such as carpet or rubbermat to prevent scratches.

CAUTION

KEEP ALL THE PARTS OUT OF CHILDREN ' S REACH.

ITEM	PHOTO	HARDWARE NAME	QTY
A		JCBC M6 x 50 mm	8
B		SPRING WASHER M6	8
C		METAL HOLE	4
D		FLAT WASHER M6	4
E		ALLEN KEY M4	1

ITEM	PHOTO	PARTS NAME	QTY
1		TABLE TOP	1
2		LEG	1
3		BOTTOM FRAME	4

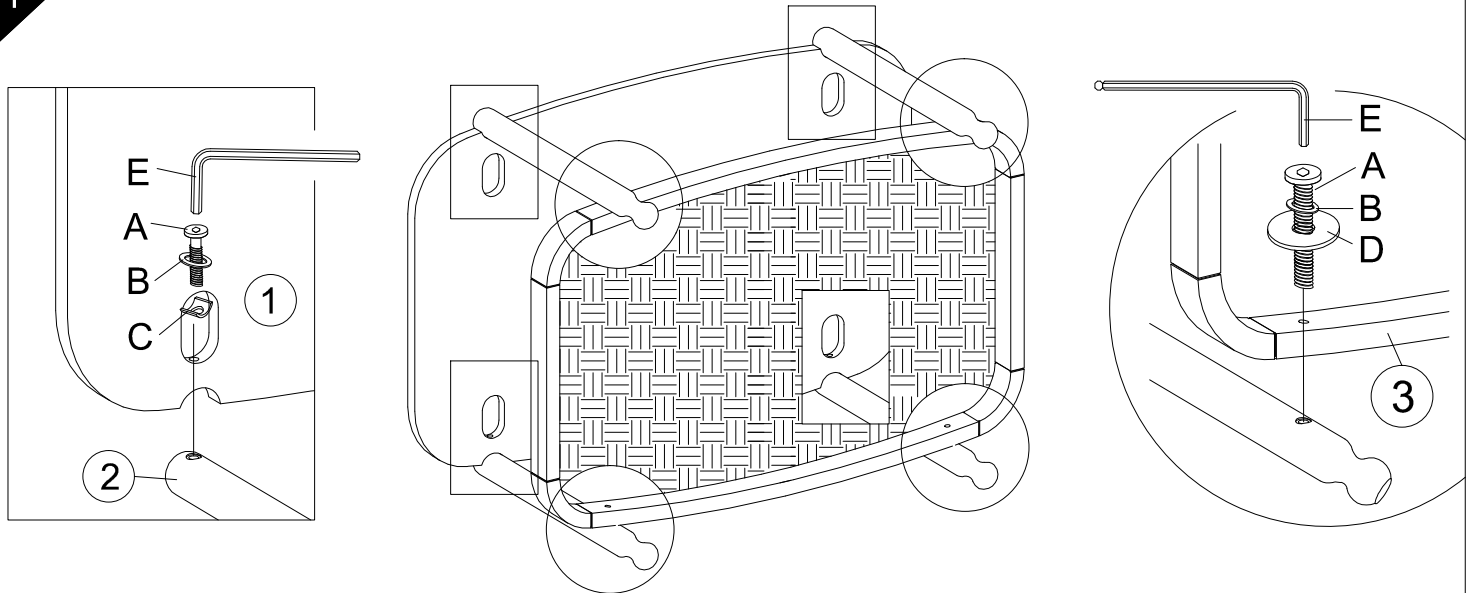
CODING
- 131174
- 131175



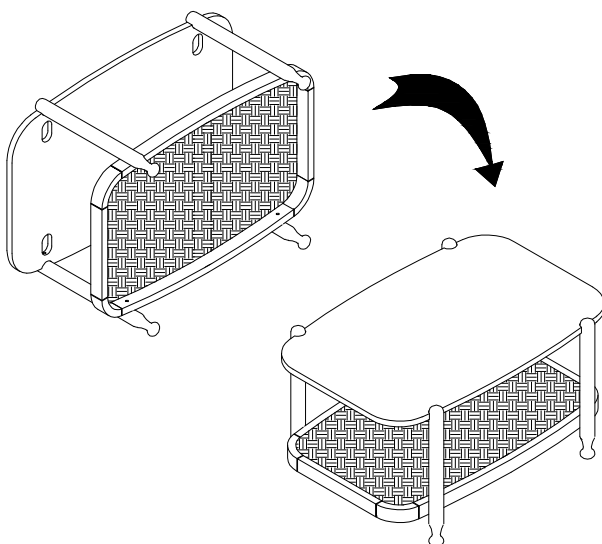
ISO 9001 : 2015
Reg. 000435-1-MY-1-QMS

nesthouz.com

1



2



3

COMPLETED
ASSEMBLY

