

CODING

- 131060

131061










ISO 9001:2015
Reg. No. 000435-1-MY-1-QMS

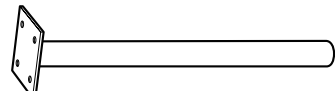

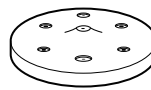

nestnordic.com

Read the instruction carefully. Remove all the wrapping material, staples and straps from the carton. Refer to the hardware and furniture part list for guidance. Be sure that you have all the parts before you start assembling. Place all the wooden furniture part on a clean and flat soft surface, such as carpet or rubbermat to prevent from scratches.

CAUTION

KEEP ALL THE PARTS OUT OF REACH OF CHILDREN.

ITEM	HARDWARE LIST	QTY
(A)	 Screw(Ø7.6 x 200 mm)	1
(B)	 Connector(Ø25 x 103 mm)	1
(C)	 Screw Knob(Ø16 x 16 mm)	1
(D)	 Spring Washer(Ø17 x 2 mm)	1
(E)	 Washer(Ø35 x 3 mm)	1
(F)	 Screws(Ø6 x 9 mm)	4
(G)	Allen Key 4mm 	1
(H)	Allen Key 5 mm 	1

ITEM	PART LIST	QTY
(1)	Pole 	1
(2)	Base Cover 	1
(3)	Base 	1
(4)	Table Top 	1

CODING

- 131060
131061



ISO 9001:2015
Reg. No. 000435-1-MY-1-QMS

nestnordic.com

