

## CODING

- 131043
- 131044



ISO 9001:2015  
Reg. No. 000435-1-MY-1-QMS

LUooma.com

Read the instruction carefully. Remove all the wrapping material, staples and straps from the carton. Refer to the hardware and furniture part list for guidance. Be sure that you have all the parts before you start assembling. Place all the wooden furniture part on a clean and flat soft surface, such as carpet or rubbermat to prevent from scratches.

## CAUTION

KEEP ALL THE PARTS OUT OF REACH OF CHILDREN.

ITEM	PHOTO	HAREWARE NAME	QTY
Ⓐ		1/4" x 41mm	2
Ⓑ		3/16" x 32mm	2
Ⓒ		Allen key	1

ITEM	PHOTO	PARTS NAME	QTY
①		Table Top	1
②		Table Leg	2
③		Handle	1
④		Stopper	4
⑤		Center bar	1

## CODING

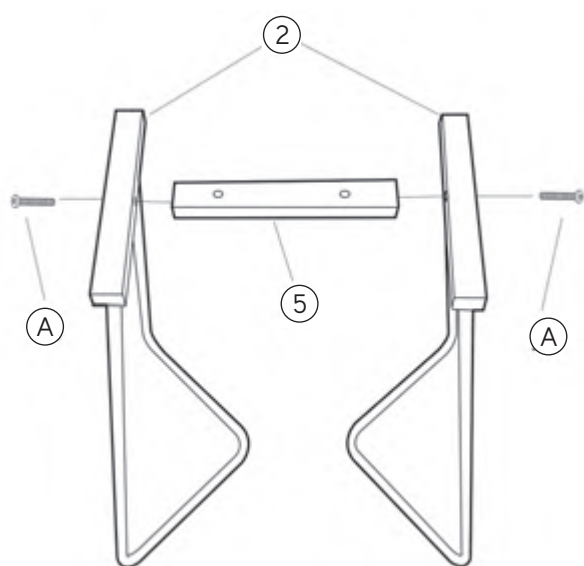
- 131043
- 131044



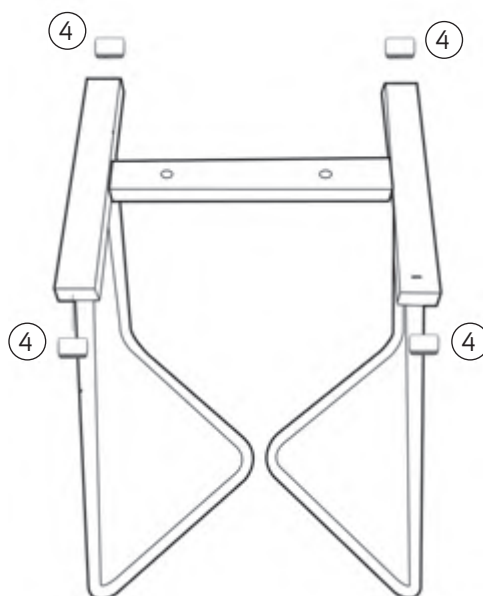
ISO 9001:2015  
Reg. No. 000435-1-MY-1-QMS

LUooma.com

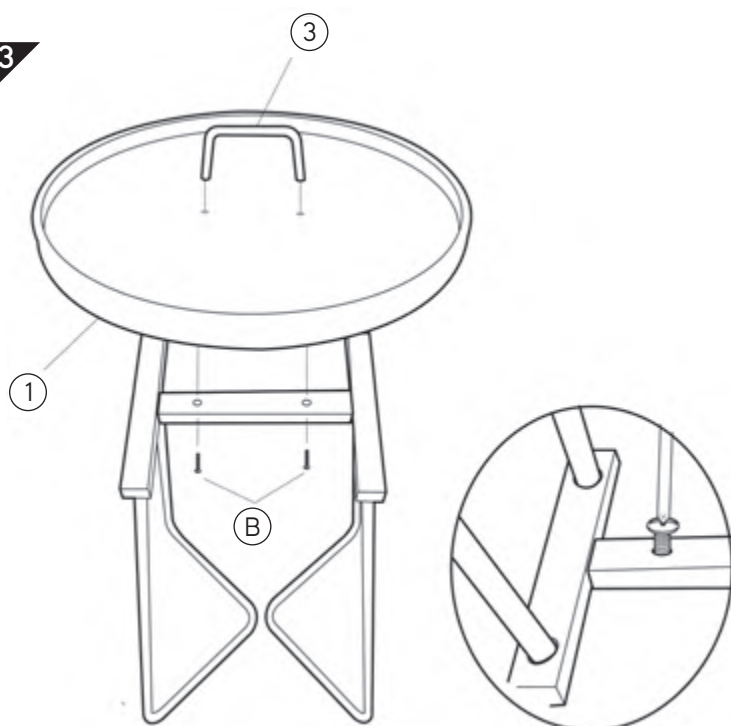
1



2



3



4

