

CODING

- 131022









ISO 9001:2015
Reg. No. 000435-1-MY-1-QMS

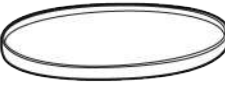

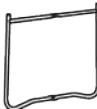
LUOMA.COM

Read the instruction carefully. Remove all the wrapping material, staples and straps from the carton. Refer to the hardware and furniture part list for guidance. Be sure that you have all the parts before you start assembling. Place all the wooden furniture part on a clean and flat soft surface, such as carpet or rubbermat to prevent from scratches.

CAUTION

KEEP ALL THE PARTS OUT OF REACH OF CHILDREN.

ITEM	PHOTO	HARDWARE NAME	QTY
(A)		SCREW DIA 1/4"X16MM	2
(B)		ADJUSTABLE FOOT DIA 1/4"X12MM	4
(C)		BUMPER PAD 10X40MM	4
(D)		TUBE PLUG DIA 16MM	4
(E)		ALLEN KEY 4MM	1
(F)		WASHER DIA 1/4"	2

ITEM	PHOTO	PARTS NAME	QTY
(1)		TABLE TOP	1
(2)		PART 2 LEG	1
(3)		PART 3 LEG	1

CODING
- 131022



ISO 9001:2015
Reg. No. 000435-1-MY-1-QMS

LUooma.com

