

CODING

- 130018





ISO 9001:2015
Reg. No. 000435-1-MY-1-QMS




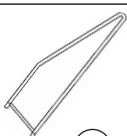
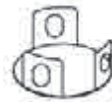
nestnordic.com

Read the instruction carefully. Remove all the wrapping material, staples and straps from the carton. Refer to the hardware and furniture part list for guidance. Be sure that you have all the parts before you start assembling. Place all the wooden furniture part on a clean and flat soft surface, such as carpet or rubbermat to prevent from scratches.

CAUTION

KEEP ALL THE PARTS OUT OF REACH OF CHILDREN.

ITEM	HARDWARE LIST	QTY
(A)	 DIA 1/4"X9MM	6
(B)	 DIA 1/4"X6MM	6
(C)	 ALLEN KEY 4MM	1

ITEM	PART LIST	SPARE QTY
(1)	<div> <div>  <small>SMALL TABLE TOP</small> </div> <div>  <small>BIG TABLE TOP</small> </div> </div> <div> <div>(1a) x 1</div> <div>(1b) x 1</div> </div>	2
(2)	<div> <div>  <small>SMALL TABLE LEG</small> </div> <div>  <small>BIG TABLE LEG</small> </div> </div> <div> <div>(2a) x 3</div> <div>(2b) x 3</div> </div>	6
(3)	<div>  </div> <div>CONNECTOR</div>	2

CODING
- 130018



ISO 9001:2015
Reg. No. 000435-1-MY-1-QMS

nestnordic.com

