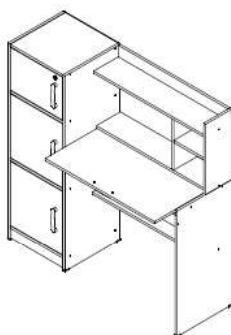


## CODING

















-124054

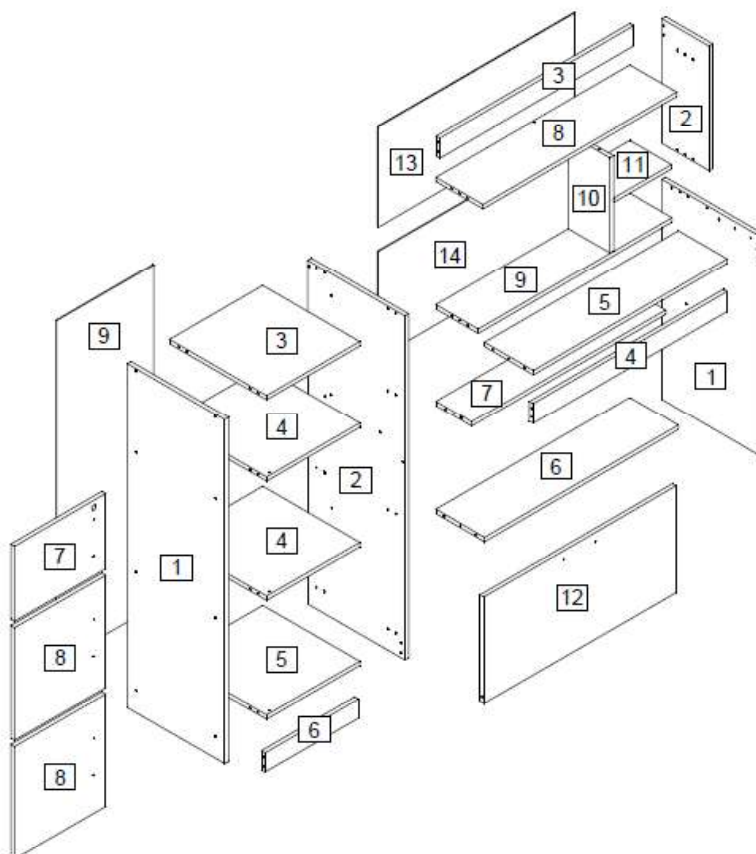


ISO 9001:2015  
Reg. No. 000435-1-MEX-1-QM5

nuhoom.com

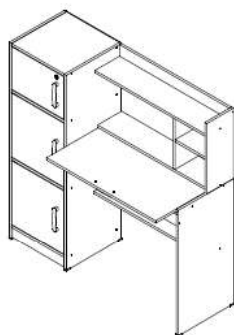
Read the instructions carefully. Remove all the wrappings, staples and straps from the carton. Refer to the hardware and furniture part list for guidance. Make sure that you have all the parts before you start assembling. Place all the wooden furniture parts on a clean, flat and soft surface, such as a carpet or rubbermat to prevent scratches.

Part	Hardware List		Qty
A		M5 x 40mm JCBC Screw	31
B		M4 x 25mm Chipboard Screw	8
C		M3.5 x 16mm Chipboard Screw	4
D		M3 x 12mm Chipboard Screw	28
E		Nail	100
F		M6 x 25mm Wood Dowel	48
G		Magnet	4
H		Magnet Plate	4
I		Door Spring	2
J		Square Leg	6
K		L Bracket	1
L		Handle	4
M		Cam Lock	1 set
N		Shelf Holder	4
O		Door Support	6
P		Allen Key	1



**CODING**

**-124054**



ISO 9001:2015  
Reg. No. 000435-1-MET-1-QM&S

nuhoom.com

