

**CODING**  
- 124030



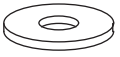



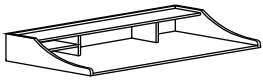
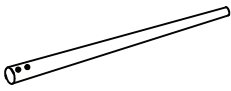
ISO 9001:2015  
Reg. No. 000435-1-MY-1-QMS

**nesthouz.com**

Read the instructions carefully. Remove all the wrappings , staples and straps from the carton. Refer to the hardware and furniture part list for guidance. Make sure that you have all the parts before you start assembling. Place all the wooden furniture parts on a clean, flat and soft surface, such as a carpet or rubbermat to prevent scratches.

**CAUTION**  
KEEP ALL THE PARTS OUT OF CHILDREN'S REACH.

ITEM	PHOTO	HAREWARE NAME	QTY
(A)		JCBC SCREW M6 X 60MM	8
(B)		SPRING WASHER 5/16"	8
(C)		FLAT WASHER 5/16"	8
(D)		ALLEN KEY M5	1

ITEM	PHOTO	PARTS NAME	QTY
(1)		TABLE TOP	1
(2)		TABLE LEG	4

**CODING**  
- 124030



ISO 9001:2015  
Reg. No. 000435-1-MY-1-QMS

nesthouz.com

1

