

## CODING

- 124024







ISO 9001:2015  
Reg. No. 000435-1-MY-1-QMS



nesthouz.com

Read the instructions carefully. Remove all the wrappings, staples and straps from the carton. Refer to the hardware and furniture part list for guidance. Make sure that you have all the parts before you start assembling. Place all the wooden furniture parts on a clean, flat and soft surface, such as a carpet or rubbermat to prevent scratches.

## CAUTION

KEEP ALL THE PARTS OUT OF CHILDREN'S REACH.

NO	PHOTO	HARDWARE NAME	QTY
(A)		JCBC SCREW M6 X 60MM	8
(B)		SPRING WASHER 5/16"	8
(C)		FLAT WASHER 5/16"	8
(D)		ALLEN KEY M5	1

ITEM	PHOTO	PART NAME	QTY
(1)		Table Top	1
(2)		Table Leg	4

CODING  
- 124024



ISO 9001:2015  
Reg. No. 000435-1-MY-1-QMS

nesthouz.com

1

