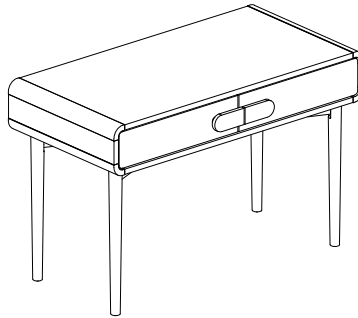


CODING
- 123039





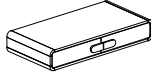
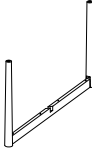
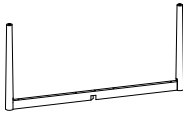
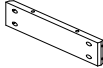
ISO 9001:2015
Reg. No. 009-005-1-2017-1-Q005

nuhoom.com

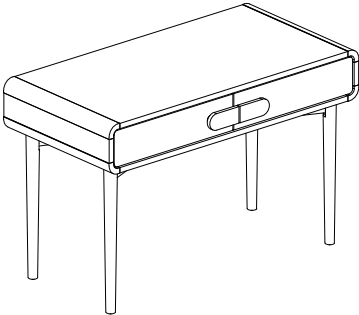
Read the instructions carefully. Remove all the wrappings , staples and straps from the carton. Refer to the hardware and furniture part list for guidance. Make sure that you have all the parts before you start assembling. Place all the wooden furniture parts on a clean, flat and soft surface, such as a carpet or rubbermat to prevent scratches.

CAUTION
KEEP ALL THE PARTS OUT OF CHILDREN'S REACH.

ITEM	PHOTO	HARDWARE NAME	QTY
(A)		Wood Dowel 5/16" x 1 3/16"	4
(B)		CSK Screw 1/8" x 1 1/4"	21

ITEM	PHOTO	PARTS NAME	QTY
(1)		Lome Working Desk 102/173	1
(2)		Leg Frame (i)	1
(3)		Leg Frame (ii)	1
(4)		Side Support	2

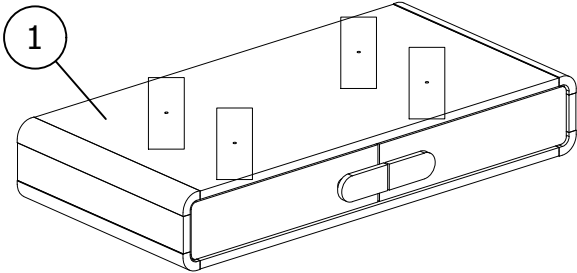
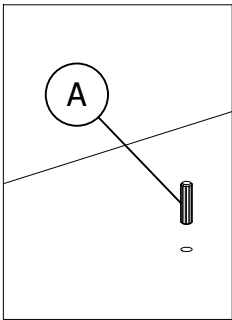
CODING
- 123039



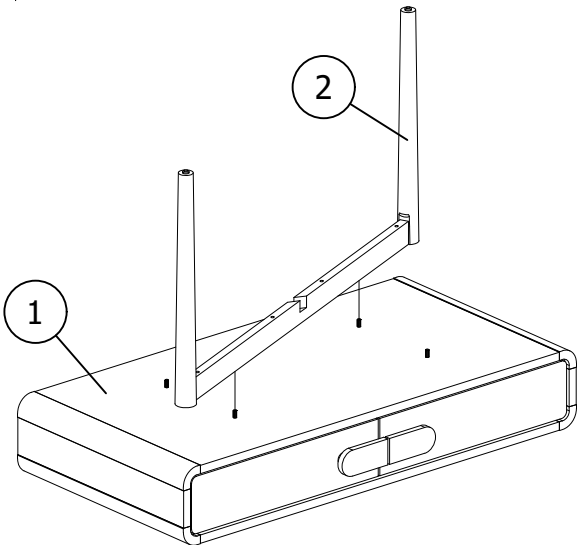
ISO 9001:2015
Reg. No. 00000000000000000000

nuhoom.com

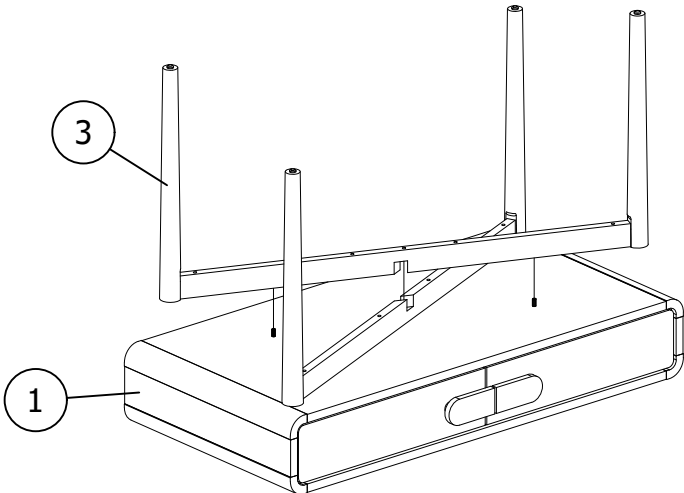
1



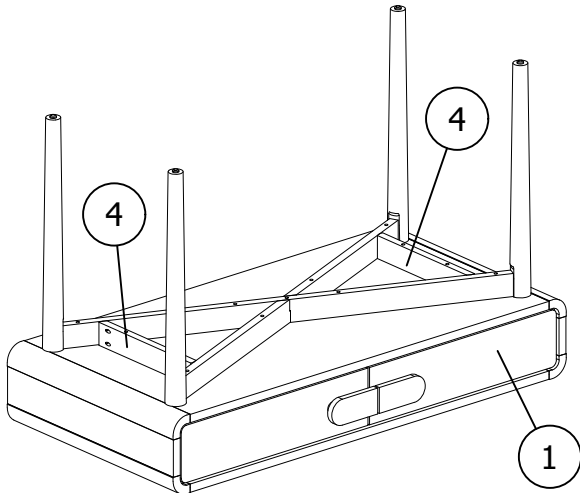
2



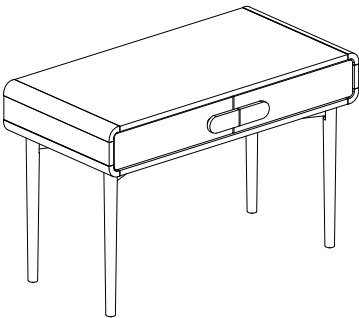
3



4



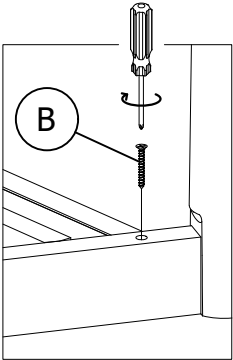
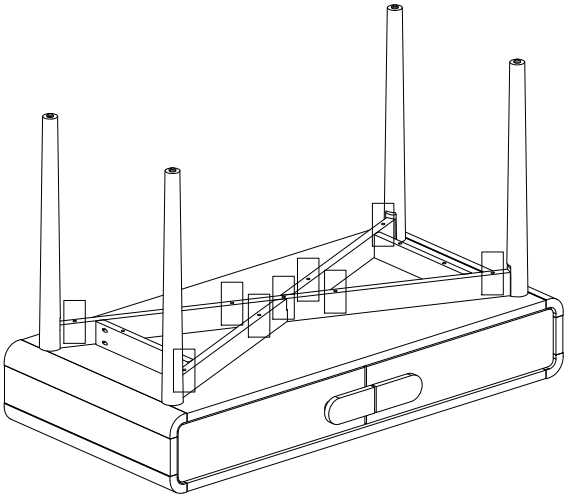
CODING
- 123039



ISO 9001:2015
Reg. No. 150105-1-0001-0001

nuhoom.com

5



6

